

TAF1B antibody

Catalog Number: 115982

Product name

TAF1B antibody

Specificity

Human; other species not tested.

Antibody description

TAF1B Rabbit Polyclonal antibody. Positive IHC detected in human testis tissue. Positive WB detected in HeLa cells. Observed molecular weight by Western-blot: 61kd

Preparation

This antibody was obtained by immunization of TAF1B recombinant protein (Accession Number: NM_005680). Purification method: Antigen affinity purified.

Formulation

PBS with 0.02% sodium azide and 50% glycerol pH 7.3.

Storage

Store at -20°C. DO NOT ALIQUOT

Clonality

Polyclonal

Ig Type

Rabbit IgG

Applications

ELISA, WB, IHC


Dilutions

Recommended Dilution:

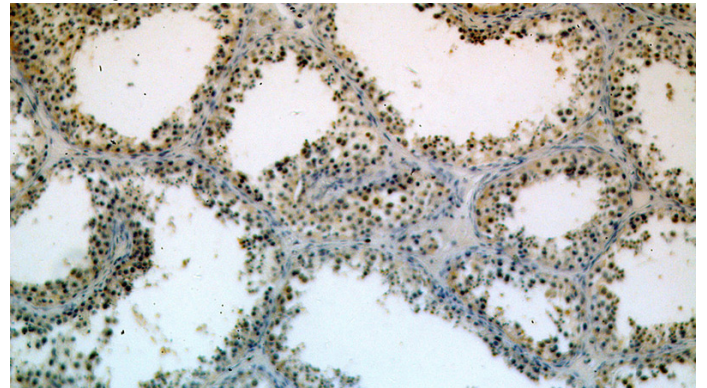
WB: 1:200-1:2000

IHC: 1:20-1:200

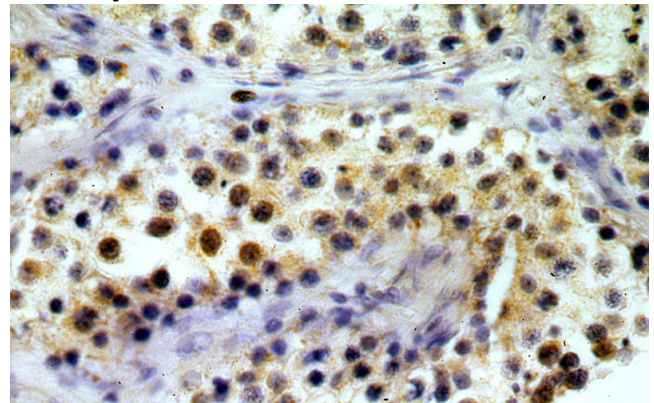
Validations



HeLa cells were subjected to SDS PAGE followed by western blot with Catalog No:115982(TAF1B antibody) at dilution of 1:400



Immunohistochemical of paraffin-embedded human testis using Catalog No:115982(TAF1B antibody) at dilution of 1:200 (under 10x lens)



Immunohistochemical of paraffin-embedded human testis using Catalog No:115982(TAF1B antibody) at dilution of 1:200 (under 40x lens)