

KIAA0494 antibody



Catalog Number: 111982

Product name

KIAA0494 antibody

IHC: 1:20-1:200

IF: 1:20-1:200

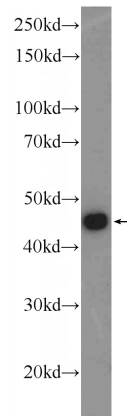
Specificity

Human; other species not tested.

Validations

Antibody description

KIAA0494 Rabbit Polyclonal antibody. Positive IF detected in HeLa cells. Positive IHC detected in human stomach tissue. Positive WB detected in COLO 320 cells, HeLa cells, K-562 cells, SMMC-7721 cells. Observed molecular weight by Western-blot: 45-55 kDa



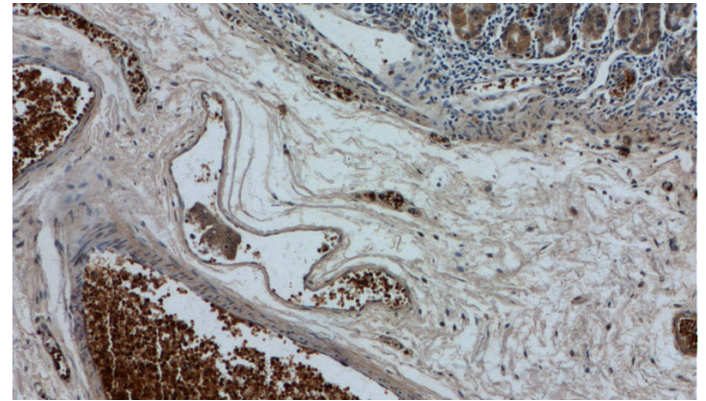
Preparation

This antibody was obtained by immunization of KIAA0494 recombinant protein (Accession Number: NM_014774). Purification method: Antigen affinity purified.

COLO 320 cells were subjected to SDS PAGE followed by western blot with Catalog No:111982(KIAA0494 Antibody) at dilution of 1:600

Formulation

PBS with 0.1% sodium azide and 50% glycerol pH 7.3.



Storage

Store at -20°C. DO NOT ALIQUOT

Clonality

Polyclonal

Ig Type

Rabbit IgG

Applications

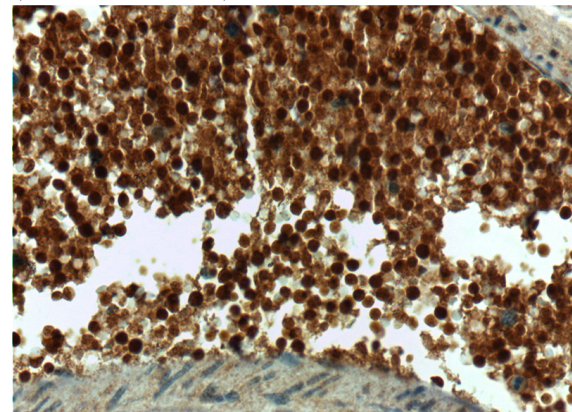
ELISA, WB, IHC, IF

Dilutions

Recommended Dilution:

WB: 1:200-1:2000

Immunohistochemistry of paraffin-embedded human stomach tissue slide using Catalog No:111982(KIAA0494 Antibody) at dilution of 1:50 (under 10x lens)

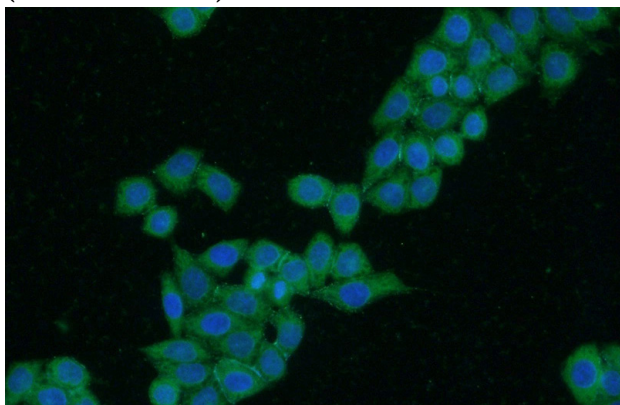


KIAA0494 antibody



Catalog Number: 111982

Immunohistochemistry of paraffin-embedded human stomach tissue slide using Catalog No:111982(KIAA0494 Antibody) at dilution of 1:50 (under 40x lens)



Immunofluorescent analysis of HeLa cells using Catalog No:111982(KIAA0494 Antibody) at dilution of 1:50 and Alexa Fluor 488-conjugated AffiniPure Goat Anti-Rabbit IgG(H+L)