

IARS2 antibody



Catalog Number: 111582

Product name

IARS2 antibody

IP: 1:200-1:2000

IHC: 1:20-1:200

Specificity

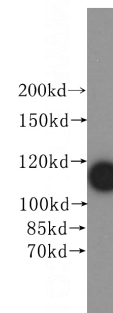
Human, Mouse, Rat; other species not tested.

IF: 1:10-1:100

Validations

Antibody description

IARS2 Rabbit Polyclonal antibody. Positive WB detected in HeLa cells, Jurkat cells, mouse lung tissue. Positive IP detected in HeLa cells. Positive IF detected in HepG2 cells. Positive IHC detected in human brain tissue. Observed molecular weight by Western-blot: 114 kDa



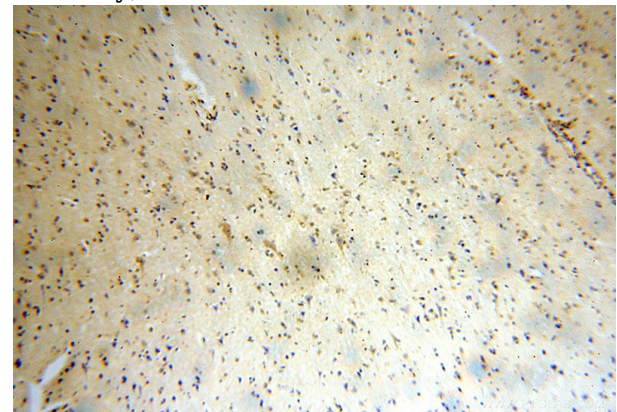
Preparation

This antibody was obtained by immunization of IARS2 recombinant protein (Accession Number: BC010218). Purification method: Antigen affinity purified.

HeLa cells were subjected to SDS PAGE followed by western blot with Catalog No:111582(IARS2 antibody) at dilution of 1:500

Formulation

PBS with 0.02% sodium azide and 50% glycerol pH 7.3.



Storage

Store at -20°C. DO NOT ALIQUOT

Clonality

Polyclonal

Ig Type

Rabbit IgG

Applications

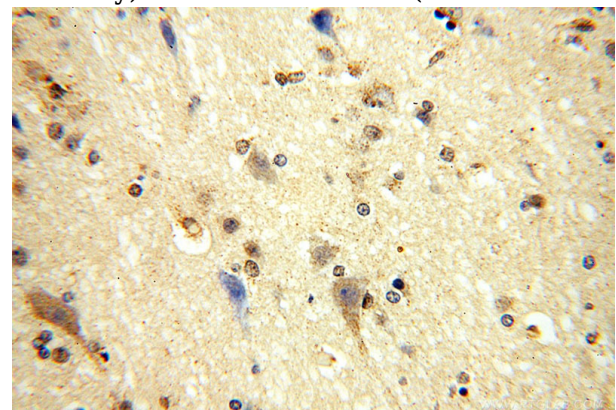
ELISA, WB, IHC, IF, IP

Dilutions

Recommended Dilution:

WB: 1:1000-1:10000

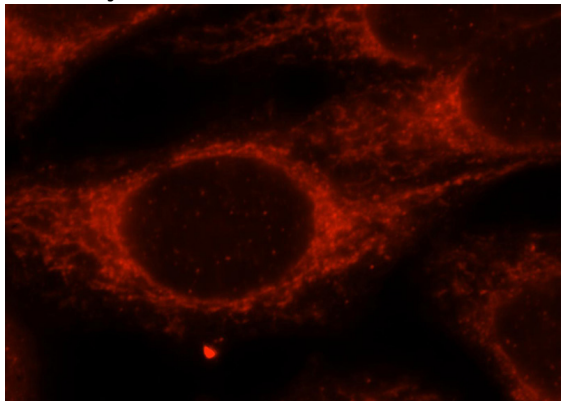
Immunohistochemical of paraffin-embedded human brain using Catalog No:111582(IARS2 antibody) at dilution of 1:100 (under 10x lens)



IARS2 antibody

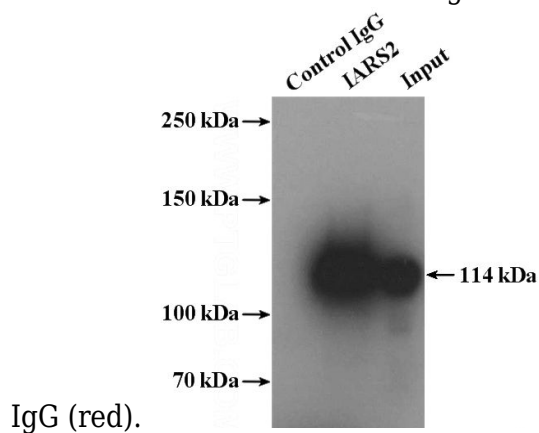
Catalog Number: 111582

Immunohistochemical of paraffin-embedded human brain using Catalog No:111582(IARS2 antibody) at dilution of 1:100 (under 40x lens)



Immunofluorescent analysis of HepG2 cells, using IARS2 antibody Catalog No:111582 at 1:25

dilution and Rhodamine-labeled goat anti-rabbit



IP Result of anti-IARS2 (IP:Catalog No:111582, 4ug; Detection:Catalog No:111582 1:800) with HeLa cells lysate 4000ug.