

CEP55 antibody

Catalog Number: 109182

Product name

CEP55 antibody

Immunogen

[Human CEP55 Recombinant protein \(His tag\)](#)

Specificity

Human, Mouse, Rat; other species not tested.

Antibody description

CEP55 Rabbit Polyclonal antibody. Positive WB detected in human testis tissue, mouse testis tissue, rat testis tissue. Positive IP detected in mouse testis tissue. Positive IHC detected in human testis tissue. Observed molecular weight by Western-blot: 47-55 kDa

Preparation

This antibody was obtained by immunization of CEP55 recombinant protein (Accession Number: NM_018131). Purification method: Antigen Affinity purified.

Formulation

PBS with 0.02% sodium azide and 50% glycerol pH 7.3.

Storage

Store at -20°C. DO NOT ALIQUOT

Clonality

Polyclonal

Ig Type

Rabbit IgG

Applications

ELISA, WB, IHC, IP

Dilutions


Recommended Dilution:

WB: 1:500-1:5000

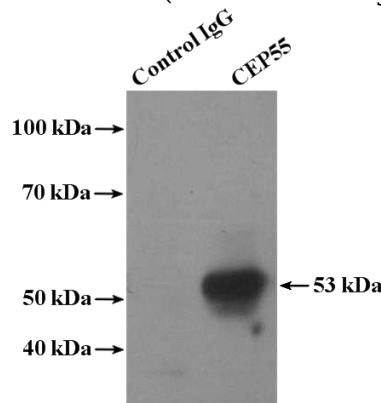
IP: 1:200-1:2000

IHC: 1:20-1:200

Validations



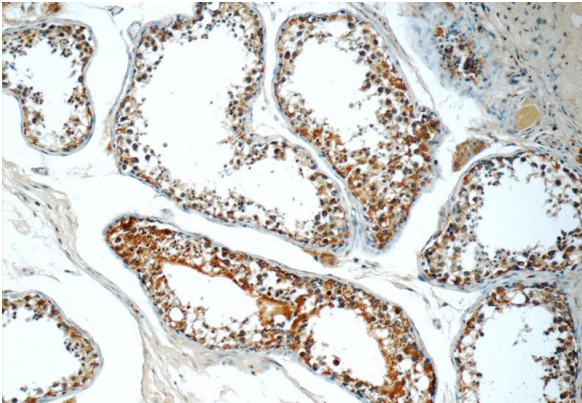
human testis tissue were subjected to SDS PAGE followed by western blot with Catalog No:109182(CEP55 Antibody) at dilution of 1:1000



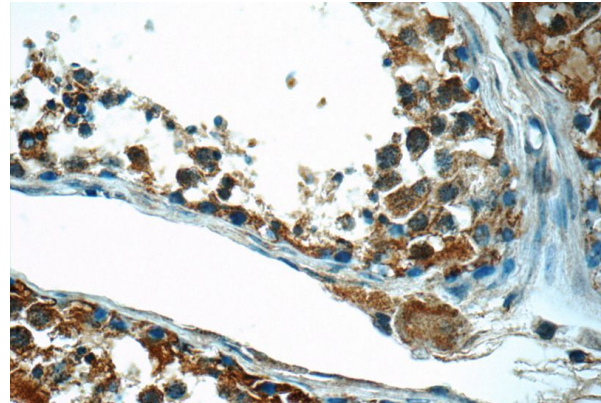
IP Result of anti-CEP55 (IP:Catalog No:109182, 4ug; Detection:Catalog No:109182 1:500) with mouse testis tissue lysate 4000ug.

CEP55 antibody

Catalog Number: 109182



Immunohistochemistry of paraffin-embedded human testis tissue slide using Catalog No:109182(CEP55 Antibody) at dilution of 1:50 (under 10x lens)



Immunohistochemistry of paraffin-embedded human testis tissue slide using Catalog No:109182(CEP55 Antibody) at dilution of 1:50 (under 40x lens)