

CUL4A antibody

Catalog Number: 107182

Product name

CUL4A antibody

Immunogen

[Human CUL4A Recombinant protein \(His tag\)](#)

Specificity

Human, Monkey, Mouse, Rat; other species not tested.

Antibody description

CUL4A Mouse Monoclonal antibody. Positive IF detected in HepG2 cells. Positive IHC detected in human heart tissue, human breast cancer tissue. Positive IP detected in MCF-7 cells. Positive WB detected in Hela cells. Observed molecular weight by Western-blot: 77 kDa; 88 kDa

Preparation

This antibody was obtained by immunization of CUL4A recombinant protein (Accession Number: NM_001008895). Purification method: Protein G purified.

Formulation

PBS with 0.02% sodium azide and 50% glycerol pH 7.3.

Storage

Store at -20°C. DO NOT ALIQUOT

Clonality

Monoclonal

Ig Type

Mouse IgG1

Applications

ELISA, WB, IP, IF, IHC

Dilutions

Recommended Dilution:

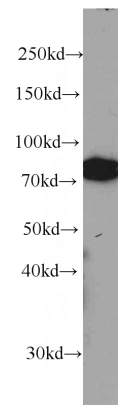
WB: 1:200-1:2000

IP: 1:200-1:2000

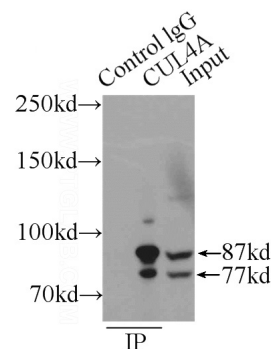
IHC: 1:20-1:200

IF: 1:20-1:200

Validations



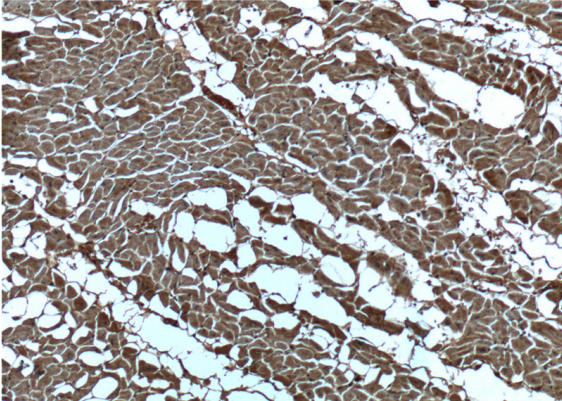
HeLa cells were subjected to SDS PAGE followed by western blot with Catalog No:107182(CUL4A antibody) at dilution of 1:500



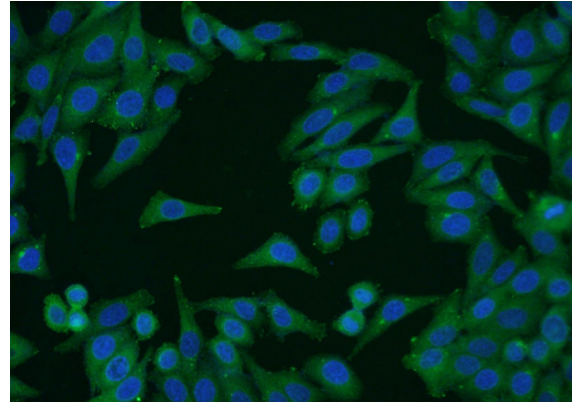
IP Result of anti-CUL4A (IP:Catalog No:107182, 4ug; Detection:Catalog No:107182 1:500) with MCF-7 cells lysate 2800ug.

CUL4A antibody

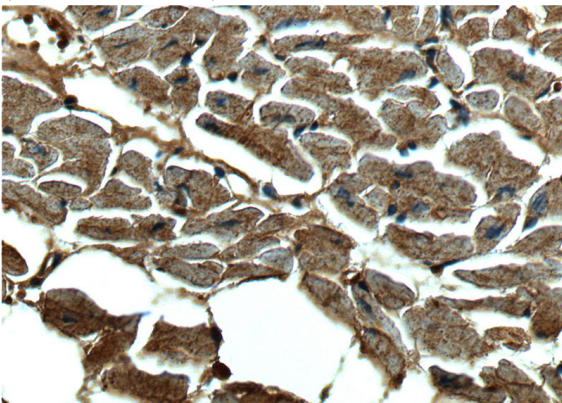
Catalog Number: 107182



Immunohistochemistry of paraffin-embedded human heart tissue slide using Catalog No:107182(CUL4A Antibody) at dilution of 1:200 (under 40x lens).



Immunofluorescent analysis of HepG2 cells using Catalog No:107182(CUL4A Antibody) at dilution of 1:50 and Alexa Fluor 488-conjugated AffiniPure Goat Anti-Mouse IgG(H+L)



Immunohistochemistry of paraffin-embedded human heart tissue slide using Catalog No:107182(CUL4A Antibody) at dilution of 1:200 (under 10x lens).