

ANKRD57 antibody



Catalog Number: 108082

Product name

ANKRD57 antibody

Immunogen

[Human ANKRD57 Recombinant protein \(GST tag\)](#)

Specificity

Human; other species not tested.

Antibody description

ANKRD57 Rabbit Polyclonal antibody. Positive IHC detected in human cerebellum tissue, human cervical cancer tissue. Positive IP detected in HeLa cells. Observed molecular weight by Western-blot: 65-70 kDa

Preparation

This antibody was obtained by immunization of ANKRD57 recombinant protein (Accession Number: NM_023016). Purification method: Antigen Affinity purified.

Formulation

PBS with 0.02% sodium azide and 50% glycerol pH 7.3.

Storage

Store at -20°C. DO NOT ALIQUOT

Clonality

Polyclonal

Ig Type

Rabbit IgG

Applications

ELISA, IP, IHC

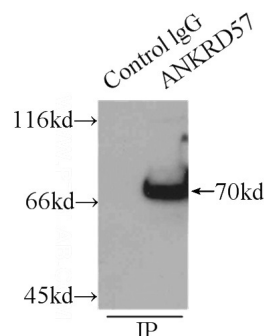
Dilutions

Recommended Dilution:

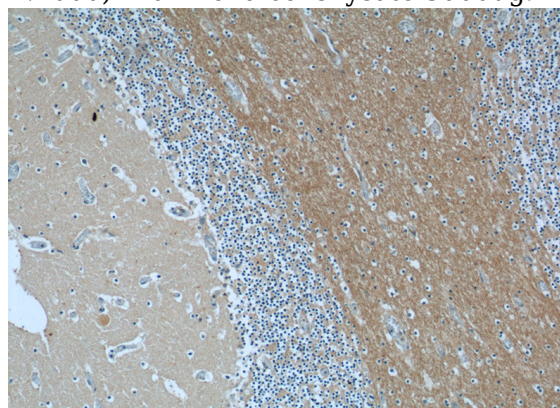
IP: 1:500-1:5000

IHC: 1:20-1:200

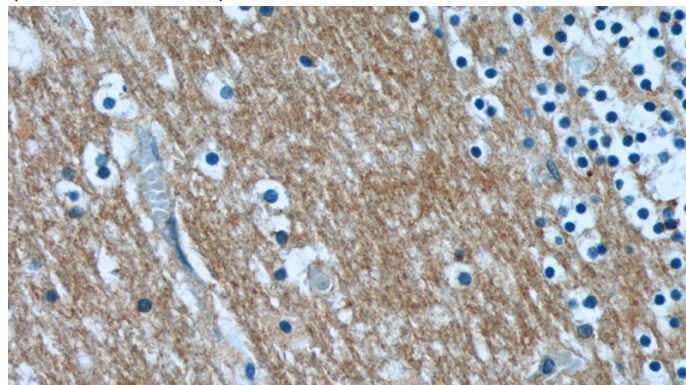
Validations



IP Result of anti-ANKRD57 (IP:Catalog No:108082, 3ug; Detection:Catalog No:108082 1:1000) with HeLa cells lysate 3000ug.



Immunohistochemistry of paraffin-embedded human cerebellum tissue slide using Catalog No:108082(ANKRD57 Antibody) at dilution of 1:50 (under 10x lens)



ANKRD57 antibody



Catalog Number: 108082

Immunohistochemistry of paraffin-embedded human cerebellum tissue slide using Catalog

No:108082(ANKRD57 Antibody) at dilution of 1:50 (under 40x lens)