

PPAR gamma antibody



Catalog Number: 114082

Product name

PPAR gamma antibody

Specificity

Human, Mouse, Rat; other species not tested.

Antibody description

PPAR gamma Rabbit Polyclonal antibody. Positive IF detected in mouse adipose tissue. Positive IHC detected in human placenta tissue. Positive WB detected in K-562 cells, 3T3-L1 cells, HEK-293 cells, HL-60 cells, human brain tissue, human heart tissue, MCF7 cells, mouse brain tissue, mouse heart tissue, mouse liver tissue, mouse ovary tissue, mouse testis tissue, rat brain tissue, rat liver tissue. Observed molecular weight by Western-blot: 66-67 kDa

Preparation

This antibody was obtained by immunization of PPAR gamma recombinant protein (Accession Number: XM_011533841). Purification method: Antigen affinity purified.

Formulation

PBS with 0.02% sodium azide and 50% glycerol pH 7.3.

Storage

Store at -20°C. DO NOT ALIQUOT

Clonality

Polyclonal

Ig Type

Rabbit IgG

Applications

ELISA, WB, IF, IHC

Dilutions

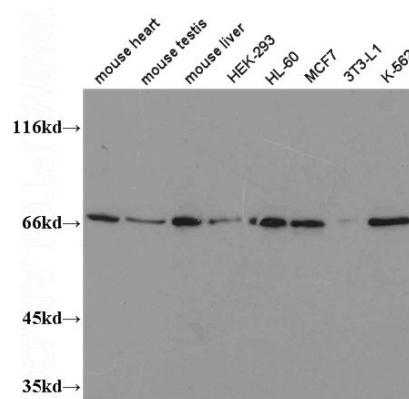
Recommended Dilution:

WB: 1:200-1:2000


IHC: 1:20-1:200

IF: 1:20-1:200

Validations



WB result of Catalog No:114082 (PPARG

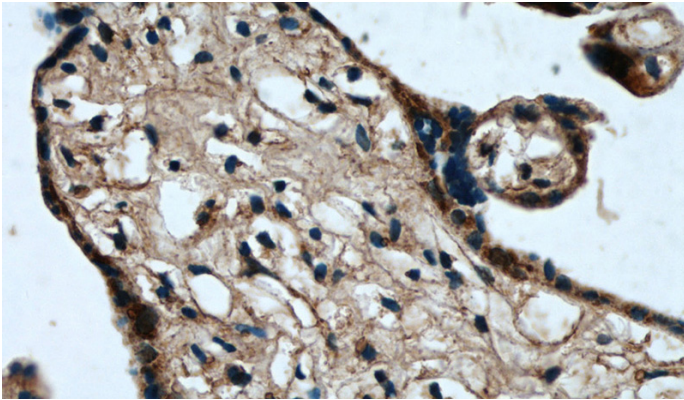


Antibody) with various lysates.

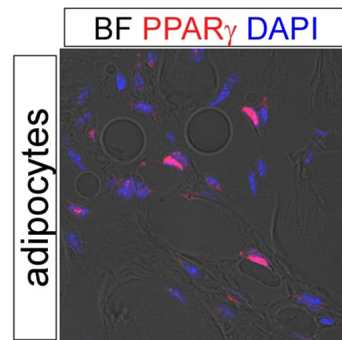
K-562 cells were subjected to SDS PAGE followed by western blot with Catalog No:114082(PPARG antibody) at dilution of 1:1000

PPAR gamma antibody

Catalog Number: 114082



Immunohistochemical of paraffin-embedded human placenta using Catalog No:114082(PPARG antibody) at dilution of 1:50 (under 40x lens)



IF result of anti-PPAR γ (Catalog No:114082, 1:500) with PFA fixed mouse adipose tissue by Dr. Daniel Kopinke.