

IL1RA antibody

Catalog Number: 111772

Product name

IL1RA antibody

Specificity

Human; other species not tested.

Antibody description

IL1RA Rabbit Polyclonal antibody. Positive WB detected in Transfected HEK-293 cells. Positive IHC detected in human oesophagus tissue, human colon cancer tissue, human stomach tissue.

Preparation

This antibody was obtained by immunization of IL1RA recombinant protein (Accession Number: NM_000577). Purification method: Antigen affinity purified.

Formulation

PBS with 0.1% sodium azide and 50% glycerol pH 7.3.

Storage

Store at -20°C. DO NOT ALIQUOT

Clonality

Polyclonal

Ig Type

Rabbit IgG

Applications

ELISA, WB, IHC

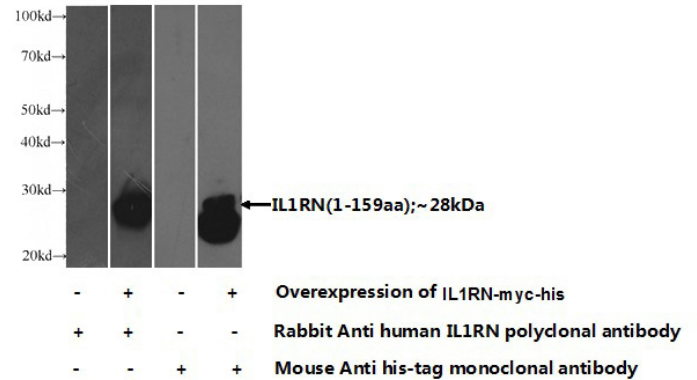
Dilutions

Recommended Dilution:

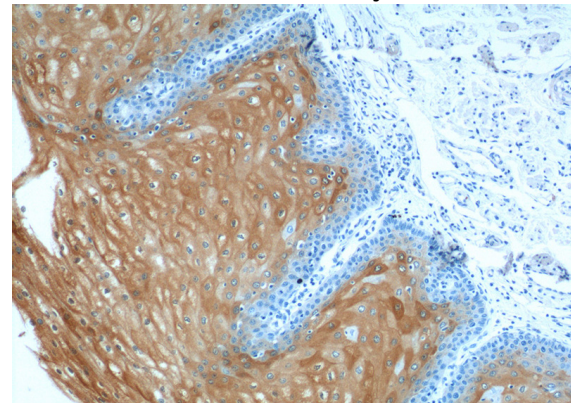
WB: 1:200-1:2000

IHC: 1:20-1:200

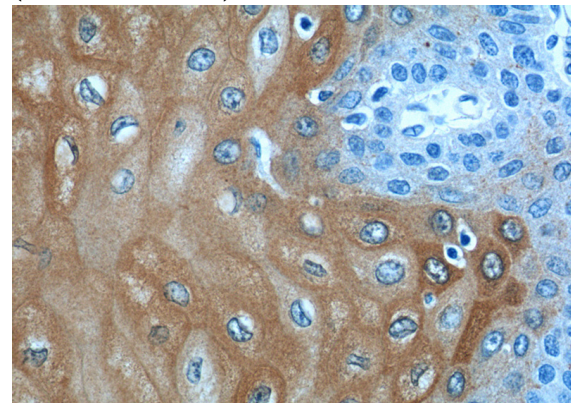
Validations



Transfected HEK-293 cells were subjected to SDS PAGE followed by western blot with Catalog No:111772(IL1RN Antibody) at dilution of 1:500



Immunohistochemistry of paraffin-embedded human oesophagus tissue slide using Catalog No:111772(IL1RN Antibody) at dilution of 1:50 (under 10x lens)



Immunohistochemistry of paraffin-embedded human oesophagus tissue slide using Catalog No:111772(IL1RN Antibody) at dilution of 1:50 (under 40x lens)