

# LBP antibody

Catalog Number: 107372

## Product name

LBP antibody

## Specificity

Human; other species not tested.

## Antibody description

LBP Mouse Monoclonal antibody. Positive WB detected in Jurkat cells. Positive IHC detected in human liver cancer tissue, human liver tissue. Observed molecular weight by Western-blot: 60 kDa

## Preparation

This antibody was obtained by immunization of LBP recombinant protein (Accession Number: BC022256). Purification method: Protein A purified.

## Formulation

PBS with 0.02% sodium azide and 50% glycerol pH 7.3.

## Storage

Store at -20°C. DO NOT ALIQUOT

## Clonality

Monoclonal

## Ig Type

Mouse IgG2b

## Applications

ELISA, WB, IHC


## Dilutions

Recommended Dilution:

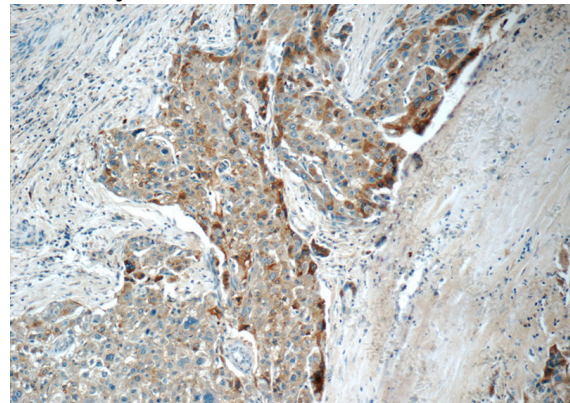
WB: 1:500-1:5000

IHC: 1:20-1:200

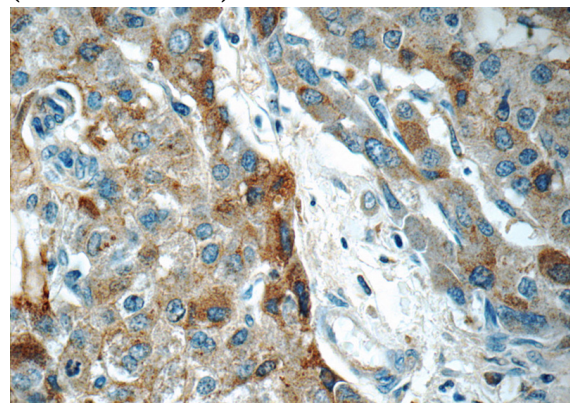
## Validations



Jurkat cells were subjected to SDS PAGE followed by western blot with Catalog No:107372(LBP Antibody) at dilution of 1:1000



Immunohistochemistry of paraffin-embedded human liver cancer tissue slide using Catalog No:107372(LBP Antibody) at dilution of 1:50 (under 10x lens)



Immunohistochemistry of paraffin-embedded human liver cancer tissue slide using Catalog

# LBP antibody



Catalog Number: 107372

---

No:107372(LBP Antibody) at dilution of 1:50 (under 40x lens)