

ERp19 antibody

Catalog Number: 110372

Product name

ERp19 antibody

Specificity

Human, Mouse, Rat; other species not tested.

Antibody description

ERp19 Rabbit Polyclonal antibody. Positive WB detected in human brain tissue, human heart tissue, mouse kidney tissue, mouse lung tissue. Positive IHC detected in human placenta tissue, human hepat°Cirrhosis tissue. Observed molecular weight by Western-blot: 20kd, 40kd

Preparation

This antibody was obtained by immunization of ERp19 recombinant protein (Accession Number: NM_015913). Purification method: Antigen affinity purified.

Formulation

PBS with 0.02% sodium azide and 50% glycerol pH 7.3.

Storage

Store at -20°C. DO NOT ALIQUOT

Clonality

Polyclonal

Ig Type

Rabbit IgG

Applications

ELISA, WB, IHC

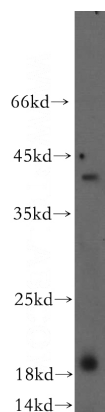
Dilutions

Recommended Dilution:

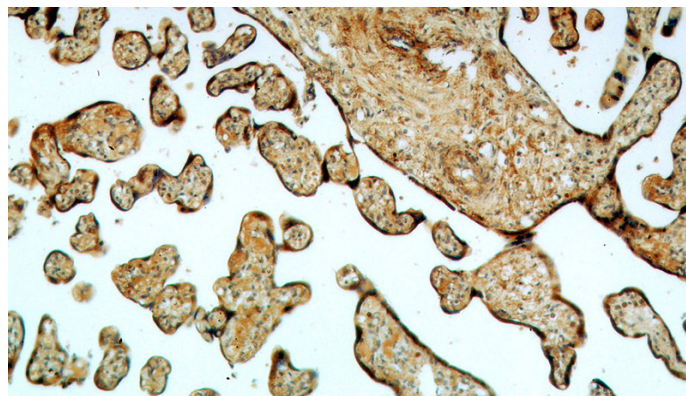
WB: 1:200-1:2000

IHC: 1:20-1:200

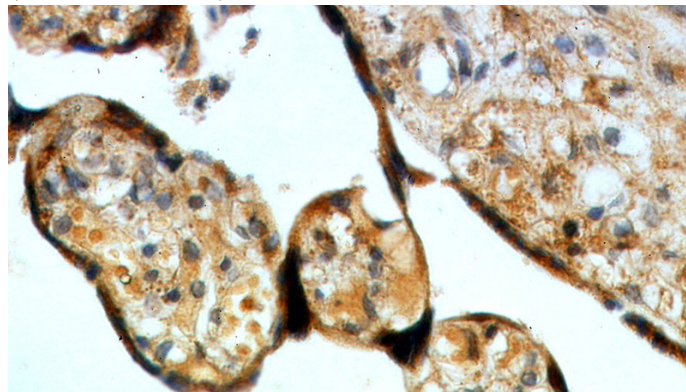
Validations



human brain tissue were subjected to SDS PAGE followed by western blot with Catalog No:110372(TXNDC12 antibody) at dilution of 1:500



Immunohistochemical of paraffin-embedded human placenta using Catalog No:110372(TXNDC12 antibody) at dilution of 1:50 (under 10x lens)



Immunohistochemical of paraffin-embedded human placenta using Catalog

ERp19 antibody



Catalog Number: 110372

No:110372(TXNDC12 antibody) at dilution of 1:50 (under 40x lens)