

AAMP antibody

Catalog Number: 107672

Product name

AAMP antibody

WB: 1:1000-1:10000

IHC: 1:20-1:200

Specificity


Human, Mouse, Rat; other species not tested.

IF: 1:50-1:500

Antibody description

AAMP Rabbit Polyclonal antibody. Positive IF detected in MCF-7 cells. Positive IHC detected in human placenta tissue, human hepat°Cirrhosis tissue. Positive WB detected in mouse lung tissue, human heart tissue, mouse kidney tissue, mouse skin tissue. Observed molecular weight by Western-blot: 52-58 kDa

Validations



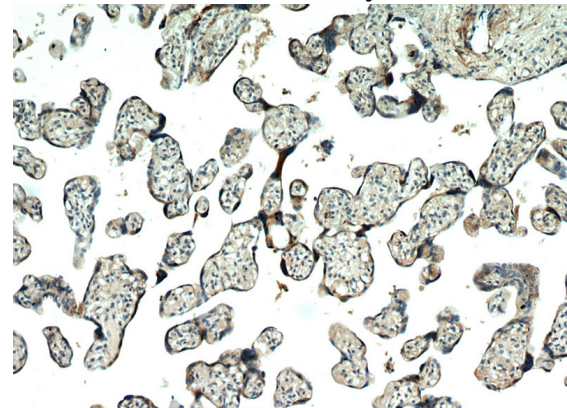
Preparation

This antibody was obtained by immunization of AAMP recombinant protein (Accession Number: NM_001087). Purification method: Antigen affinity purified.

mouse lung tissue were subjected to SDS PAGE followed by western blot with Catalog No:107672(AAMP antibody) at dilution of 1:500

Formulation

PBS with 0.02% sodium azide and 50% glycerol pH 7.3.



Storage

Store at -20°C. DO NOT ALIQUOT

Clonality

Polyclonal

Ig Type

Rabbit IgG

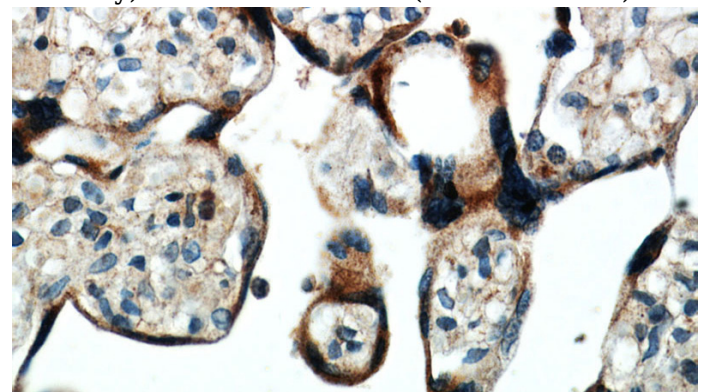
Applications

ELISA, WB, IHC, IF

Dilutions

Recommended Dilution:

Immunohistochemical of paraffin-embedded human placenta using Catalog No:107672(AAMP antibody) at dilution of 1:100 (under 10x lens)

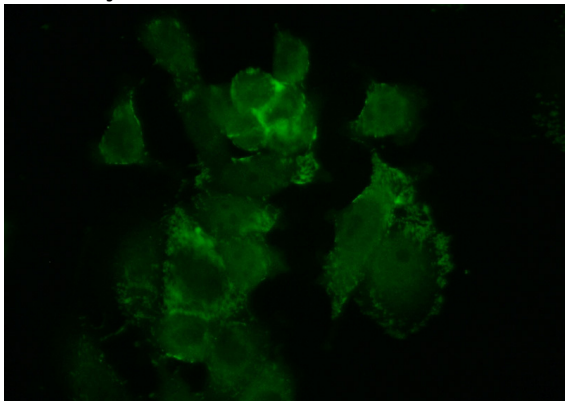


AAMP antibody



Catalog Number: 107672

Immunohistochemical of paraffin-embedded human placenta using Catalog No:107672(AAMP antibody) at dilution of 1:100 (under 40x lens)



Immunofluorescent analysis of MCF-7 cells using Catalog No:107672(AAMP Antibody) at dilution of 1:50 and Alexa Fluor 488-conjugated AffiniPure Goat Anti-Rabbit IgG(H+L)