

STAM antibody

Catalog Number: 115672

Product name

STAM antibody

IP: 1:200-1:1000

IF: 1:10-1:100

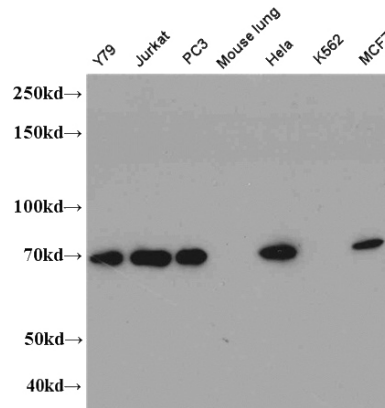
Specificity

Human, Mouse, Rat; other species not tested.

Validations

Antibody description


STAM Rabbit Polyclonal antibody. Positive WB detected in PC-3 cells, Jurkat cells, Y79 cells. Positive IP detected in PC-3 cells. Positive IF detected in HepG2 cells. Observed molecular weight by Western-blot: 70 kDa



Preparation

This antibody was obtained by immunization of STAM recombinant protein (Accession Number: BC030586). Purification method: Antigen affinity purified.

WB result of Catalog No:(STAM antibody).



Formulation

PBS with 0.1% sodium azide and 50% glycerol pH 7.3.

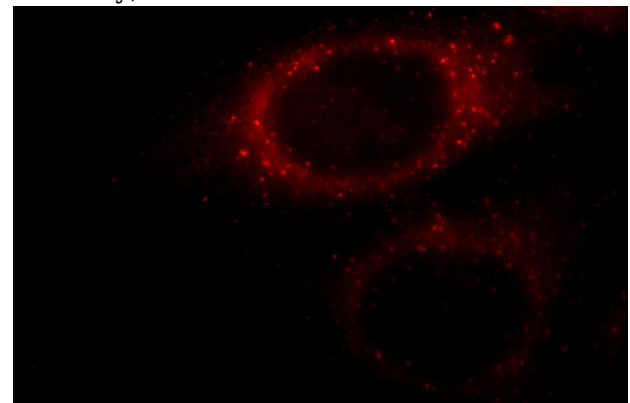
Storage

Store at -20°C. DO NOT ALIQUOT

PC-3 cells were subjected to SDS PAGE followed by western blot with Catalog No:115672(STAM antibody) at dilution of 1:300

Clonality

Polyclonal



Ig Type

Rabbit IgG

Applications

ELISA, WB, IF, IP

Dilutions

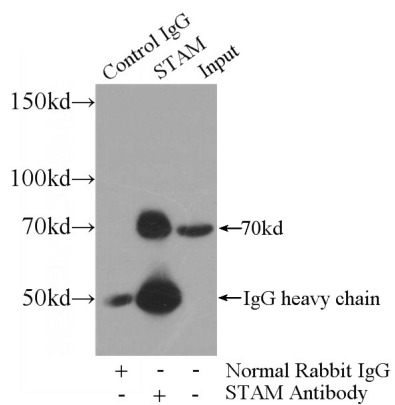
Recommended Dilution:

WB: 1:200-1:1000

Immunofluorescent analysis of HepG2 cells, using STAM antibody Catalog No:115672 at 1:25 dilution and Rhodamine-labeled goat anti-rabbit

STAM antibody

Catalog Number: 115672



IP Result of anti-STAM (IP:Catalog No:115672, 4ug; Detection:Catalog No:115672 1:300) with PC-3 cells lysate 1440ug.

IgG (red).