

IFT81 antibody

Catalog Number: 111672

Product name

IFT81 antibody

Specificity

Human, Mouse, Rat; other species not tested.

Antibody description

IFT81 Rabbit Polyclonal antibody. Positive IHC detected in human testis tissue. Positive WB detected in mouse kidney tissue, HEK-293 cells. Observed molecular weight by Western-blot: 70-80kd

Preparation

This antibody was obtained by immunization of IFT81 recombinant protein (Accession Number: NM_031473). Purification method: Antigen affinity purified.

Formulation

PBS with 0.1% sodium azide and 50% glycerol pH 7.3.

Storage

Store at -20°C. DO NOT ALIQUOT

Clonality

Polyclonal

Ig Type

Rabbit IgG

Applications

ELISA, IHC, WB


Dilutions

Recommended Dilution:

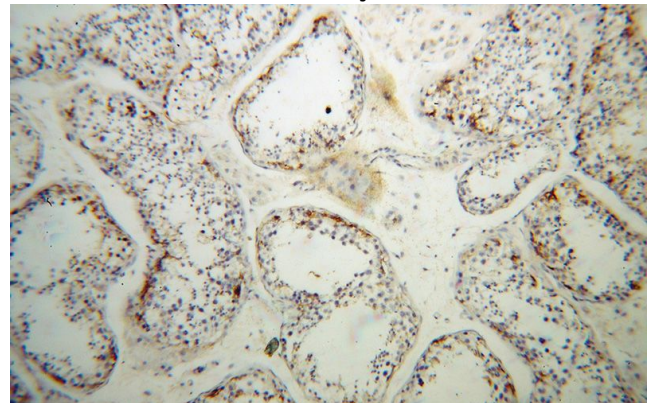
WB: 1:200-1:2000

IHC: 1:20-1:200

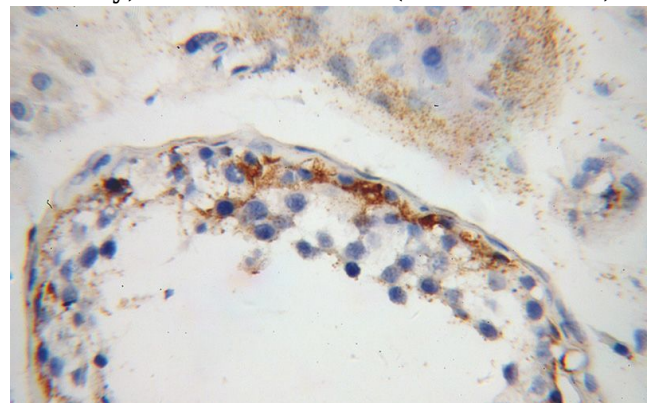
Validations



mouse kidney tissue were subjected to SDS PAGE followed by western blot with Catalog No:111672(IFT81 antibody) at dilution of 1:500



Immunohistochemical of paraffin-embedded human testis using Catalog No:111672(IFT81 antibody) at dilution of 1:50 (under 10x lens)



Immunohistochemical of paraffin-embedded human testis using Catalog No:111672(IFT81 antibody) at dilution of 1:50 (under 40x lens)