

TMOD4 antibody

Catalog Number: 116272

Product name

TMOD4 antibody

IP: 1:200-1:2000

IHC: 1:20-1:200

Specificity

Human, Mouse, Rat; other species not tested.

Antibody description

TMOD4 Rabbit Polyclonal antibody. Positive WB detected in mouse skeletal muscle tissue, HeLa cells, human brain tissue. Positive IP detected in mouse skeletal muscle tissue. Positive IHC detected in human gliomas tissue. Observed molecular weight by Western-blot: 39kd

Preparation

This antibody was obtained by immunization of TMOD4 recombinant protein (Accession Number: XM_017001089). Purification method: Antigen affinity purified.

Formulation

PBS with 0.1% sodium azide and 50% glycerol pH 7.3.

Storage

Store at -20°C. DO NOT ALIQUOT

Clonality

Polyclonal

Ig Type

Rabbit IgG

Applications

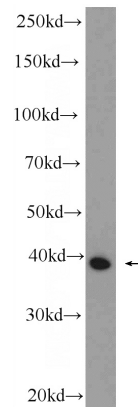
ELISA, IHC, WB, IP

Dilutions

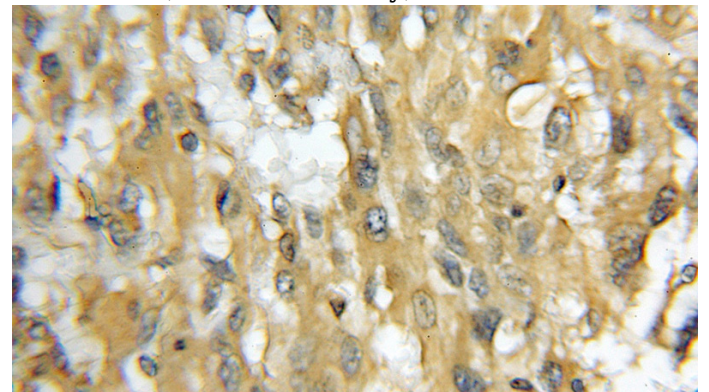
Recommended Dilution:

WB: 1:200-1:2000

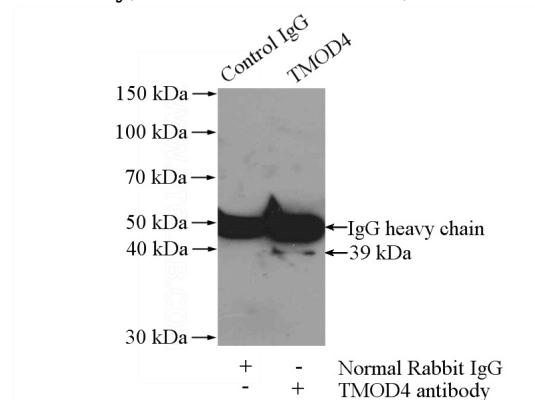
Validations



mouse skeletal muscle tissue were subjected to SDS PAGE followed by western blot with Catalog No:116272(TM0D4 Antibody) at dilution of 1:600



Immunohistochemical of paraffin-embedded human gliomas using Catalog No:116272(TM0D4 antibody) at dilution of 1:50 (under 10x lens)



IP Result of anti-TMOD4 (IP:Catalog No:116272, 4ug; Detection:Catalog No:116272 1:600) with

TMOD4 antibody



Catalog Number: 116272

mouse skeletal muscle tissue lysate 3600ug.