

# DNTT,TDT antibody

Catalog Number: 109972

## Product name

DNTT,TDT antibody

IP: 1:200-1:1000

IHC: 1:20-1:200

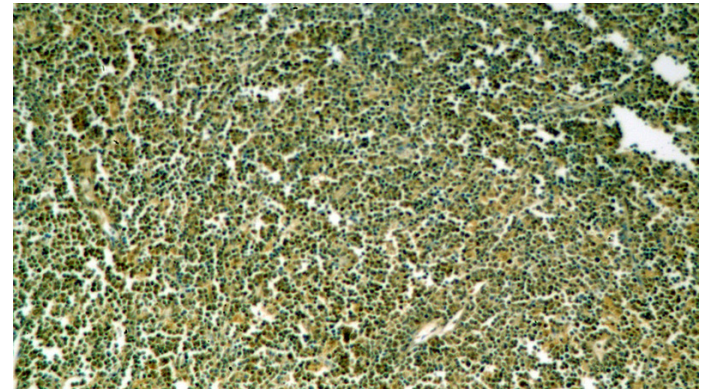
## Immunogen

[Human DNTT,TDT Recombinant protein \(His tag\)](#)

## Validations

## Specificity

Human; other species not tested.



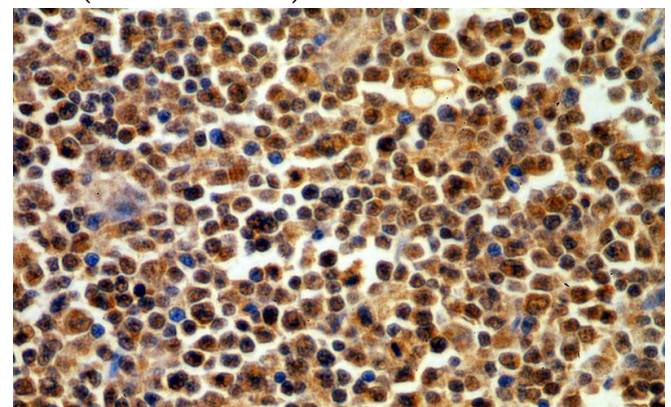
## Antibody description

DNTT,TDT Rabbit Polyclonal antibody. Positive IP detected in Raji cells. Positive IHC detected in human lymphoma tissue.

Immunohistochemical of paraffin-embedded human lymphoma using Catalog No:109972(DNTT,TDT antibody) at dilution of 1:50 (under 10x lens)

## Preparation

This antibody was obtained by immunization of DNTT,TDT recombinant protein (Accession Number: NM\_004088). Purification method: Antigen affinity purified.



Immunohistochemical of paraffin-embedded human lymphoma using Catalog No:109972(DNTT,TDT antibody) at dilution of 1:50 (under 40x lens)

## Formulation

PBS with 0.1% sodium azide and 50% glycerol pH 7.3.

## Storage

Store at -20°C. DO NOT ALIQUOT

## Clonality

Polyclonal

## Ig Type

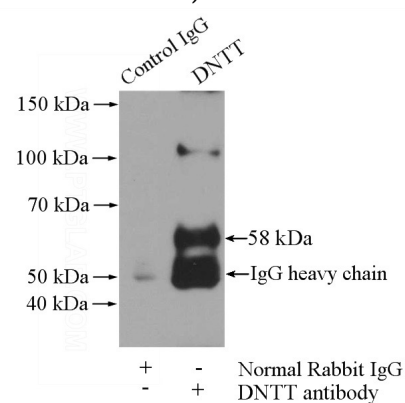
Rabbit IgG

## Applications

ELISA, IHC, IP

## Dilutions

Recommended Dilution:



# DNTT,TDT antibody



Catalog Number: 109972

---

IP Result of anti-DNTT,TDT (IP:Catalog

No:109972, 4ug; Detection:Catalog No:109972  
1:300) with Raji cells lysate 2000ug.