

CRMP4 antibody

Catalog Number: 109572

Product name

CRMP4 antibody

Specificity

Human, Mouse, Rat; other species not tested.

Antibody description

CRMP4 Rabbit Polyclonal antibody. Positive IHC detected in mouse brain tissue, human heart tissue. Positive WB detected in mouse cerebellum tissue, mouse brain tissue. Observed molecular weight by Western-blot: 60-70kd

Preparation

This antibody was obtained by immunization of CRMP4 recombinant protein (Accession Number: NM_001387). Purification method: Antigen affinity purified.

Formulation

PBS with 0.02% sodium azide and 50% glycerol pH 7.3.

Storage

Store at -20°C. DO NOT ALIQUOT

Clonality

Polyclonal

Ig Type

Rabbit IgG

Applications

ELISA, WB, IHC


Dilutions

Recommended Dilution:

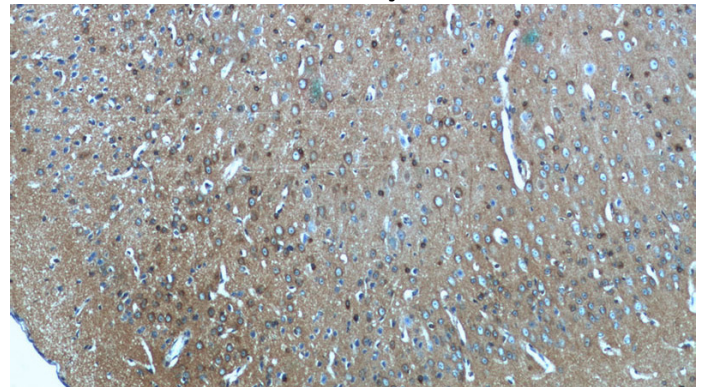
WB: 1:500-1:5000

IHC: 1:20-1:200

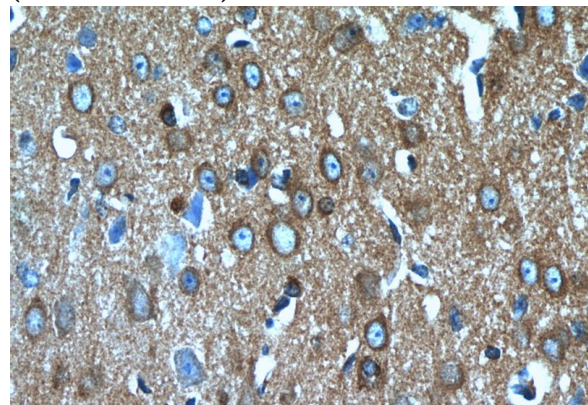
Validations



mouse cerebellum tissue were subjected to SDS PAGE followed by western blot with Catalog No:109572(DPYSL3 antibody) at dilution of 1:400



Immunohistochemistry of paraffin-embedded mouse brain tissue slide using Catalog No:109572(DPYSL3 Antibody) at dilution of 1:50 (under 10x lens)



Immunohistochemistry of paraffin-embedded mouse brain tissue slide using Catalog No:109572(DPYSL3 Antibody) at dilution of 1:50

CRMP4 antibody



Catalog Number: 109572

(under 40x lens)