

COXIV antibody



Catalog Number: 107172

Product name

COXIV antibody

WB: 1:500-1:5000

IHC: 1:20-1:200

Specificity


Human, Mouse; other species not tested.

IF: 1:10-1:100

Antibody description

COXIV Mouse Monoclonal antibody. Positive WB detected in HEK-293 cells. Positive FC detected in HeLa cells. Positive IF detected in HeLa cells. Positive IHC detected in human prostate cancer tissue, human heart tissue, human pancreas tissue. Observed molecular weight by Western-blot: 17-18kd

Validations



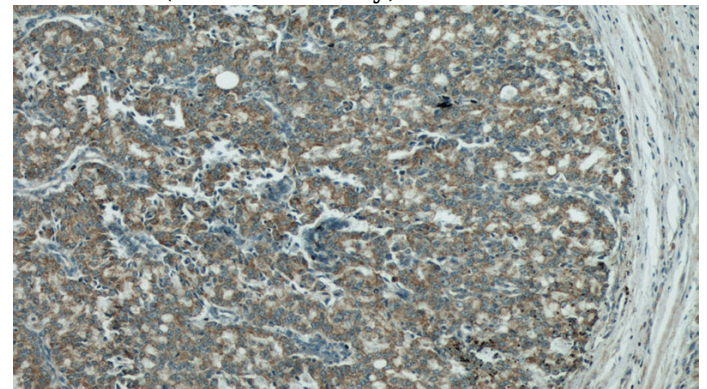
Preparation

This antibody was obtained by immunization of COXIV recombinant protein (Accession Number: XM_047433623). Purification method: Protein G purified.

HEK-293 cells were subjected to SDS PAGE followed by western blot with Catalog No:107172(COXIV antibody) at dilution of 1:1000

Formulation

PBS with 0.02% sodium azide and 50% glycerol pH 7.3.



Storage

Store at -20°C. DO NOT ALIQUOT

Clonality

Monoclonal

Immunohistochemical of paraffin-embedded human prostate cancer using Catalog No:107172(COXIV antibody) at dilution of 1:100 (under 10x lens)

Ig Type

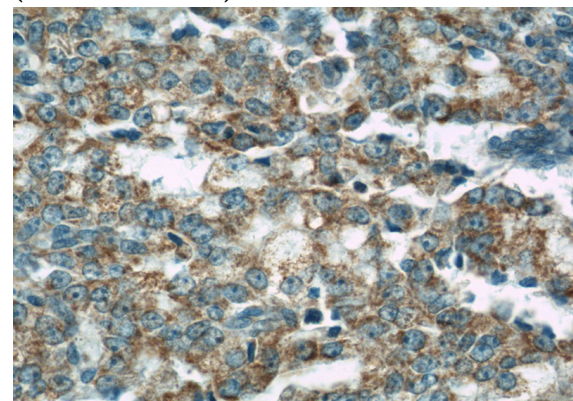
Mouse IgG1

Applications

ELISA, WB, IHC, IF, FC

Dilutions

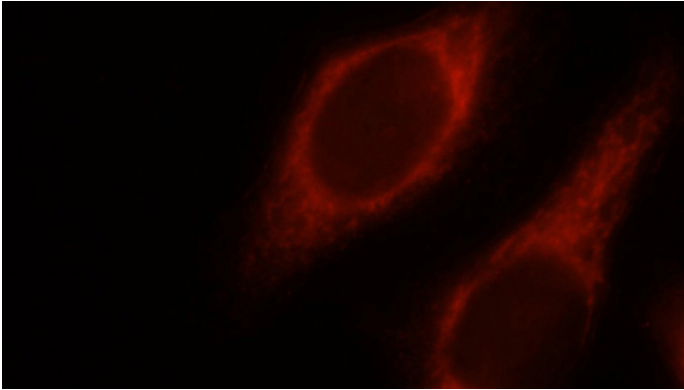
Recommended Dilution:



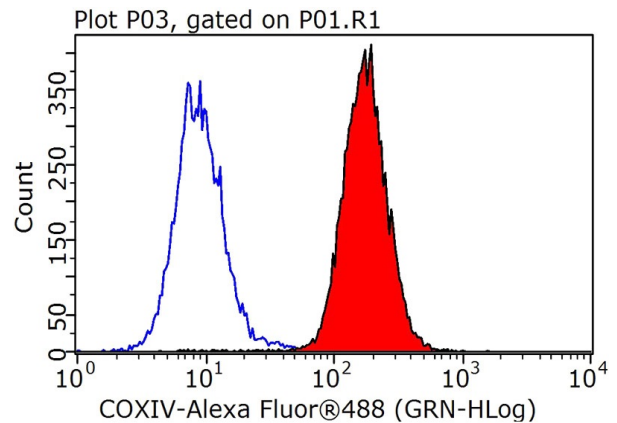
COXIV antibody

Catalog Number: 107172

Immunohistochemical of paraffin-embedded human prostate cancer using Catalog No:107172(COXIV antibody) at dilution of 1:100 (under 40x lens)



Immunofluorescent analysis of HeLa cells using Catalog No:107172(COXIV Antibody) at dilution of 1:25 and Rhodamine-Goat anti-Mouse IgG



1×10^6 HeLa cells were stained with 0.2ug COXIV antibody (Catalog No:107172, red) and control antibody (blue). Fixed with 90% MeOH blocked with 3% BSA (30 min). Alexa Fluor 488-conjugated AffiniPure Goat Anti-Mouse IgG(H+L) with dilution 1:1000.