

LCK antibody

Catalog Number: 112172

Product name

LCK antibody

IP: 1:200-1:2000

IHC: 1:20-1:200


Specificity

Human, Mouse, Rat; other species not tested.

Antibody description

LCK Rabbit Polyclonal antibody. Positive IP detected in Jurkat cells. Positive WB detected in Jurkat cells. Positive IHC detected in human lymphoma tissue. Observed molecular weight by Western-blot: 56 kDa

Validations



Preparation

This antibody was obtained by immunization of LCK recombinant protein (Accession Number: BC013200). Purification method: Antigen affinity purified.

Jurkat cells were subjected to SDS PAGE followed by western blot with Catalog No:112172(LCK antibody) at dilution of 1:500

Formulation

PBS with 0.02% sodium azide and 50% glycerol pH 7.3.

Storage

Store at -20°C. DO NOT ALIQUOT

Clonality

Polyclonal

Ig Type

Rabbit IgG

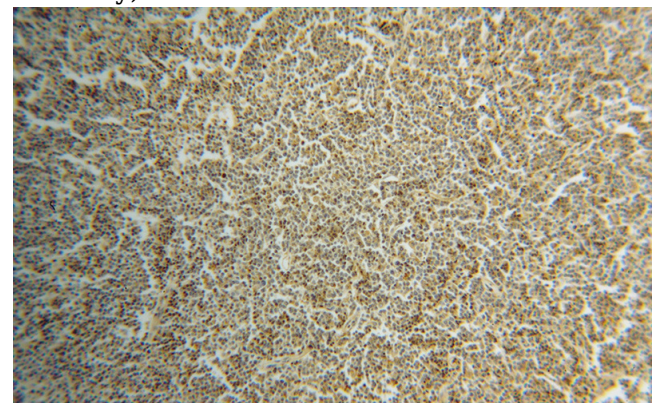
Applications

ELISA, WB, IHC, IP

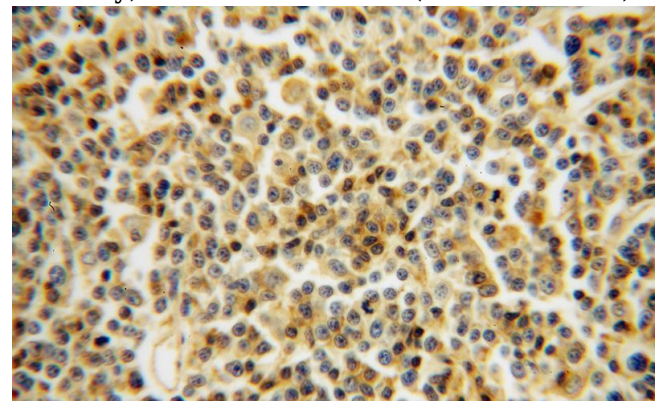
Dilutions

Recommended Dilution:

WB: 1:500-1:5000



Immunohistochemical of paraffin-embedded human lymphoma using Catalog No:112172(LCK antibody) at dilution of 1:100 (under 10x lens)



Immunohistochemical of paraffin-embedded human lymphoma using Catalog No:112172(LCK

LCK antibody

Catalog Number: 112172

antibody) at dilution of 1:100 (under 40x lens)

IP Result of anti-LCK (IP:Catalog No:112172, 4ug;
Detection:Catalog No:112172 1:500) with Jurkat
cells lysate 4000ug.

