

RNF6 antibody

Catalog Number: 114762

Product name

RNF6 antibody

IP: 1:200-1:2000

IF: 1:10-1:100

Specificity

Human, Mouse; other species not tested.

Antibody description

RNF6 Rabbit Polyclonal antibody. Positive WB detected in mouse testis tissue, PC-3 cells. Positive IP detected in mouse testis tissue. Positive IF detected in HepG2 cells. Observed molecular weight by Western-blot: 78 kDa

Preparation

This antibody was obtained by immunization of RNF6 recombinant protein (Accession Number: XM_024449390). Purification method: Antigen affinity purified.

Formulation

PBS with 0.02% sodium azide and 50% glycerol pH 7.3.

Storage

Store at -20°C. DO NOT ALIQUOT

Clonality

Polyclonal

Ig Type

Rabbit IgG

Applications


ELISA, WB, IF, IP

Dilutions

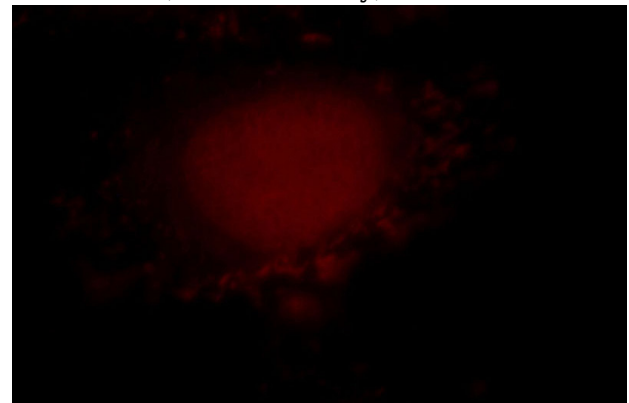
Recommended Dilution:

WB: 1:500-1:5000


Validations



mouse testis tissue were subjected to SDS PAGE followed by western blot with Catalog No:114762(RNF6 antibody) at dilution of 1:800



Immunofluorescent analysis of HepG2 cells, using RNF6 antibody Catalog No:114762 at 1:25 dilution and Rhodamine-labeled goat anti-rabbit



IgG (red).

IP Result of anti-RNF6 (IP:Catalog No:114762,

RNF6 antibody



Catalog Number: 114762

4ug; Detection:Catalog No:114762 1:800) with mouse testis tissue lysate 4000ug.