

HAUS4 antibody

Catalog Number: 111262

Product name

HAUS4 antibody

WB: 1:1000-1:10000

IHC: 1:20-1:200

Specificity

Human, Mouse, Rat; other species not tested.

Antibody description

HAUS4 Rabbit Polyclonal antibody. Positive WB detected in human brain tissue, human placenta tissue, mouse lung tissue, mouse skin tissue. Positive IHC detected in human placenta tissue, human skin tissue. Observed molecular weight by Western-blot: 28kd, 37kd, 42kd

Preparation

This antibody was obtained by immunization of HAUS4 recombinant protein (Accession Number: NM_001166269). Purification method: Antigen affinity purified.

Formulation

PBS with 0.02% sodium azide and 50% glycerol pH 7.3.

Storage

Store at -20°C. DO NOT ALIQUOT

Clonality

Polyclonal

Ig Type

Rabbit IgG


Applications

ELISA, WB, IHC

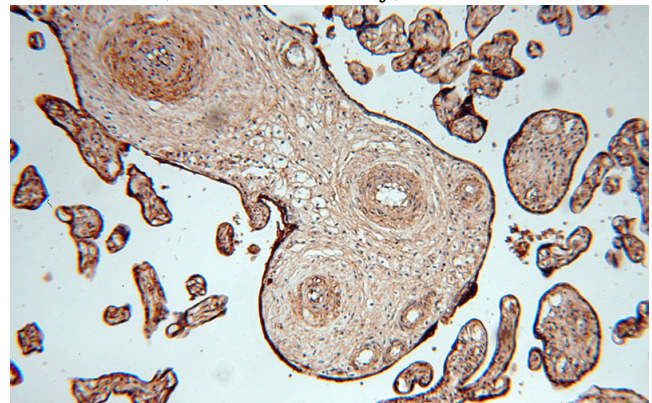
Dilutions

Recommended Dilution:

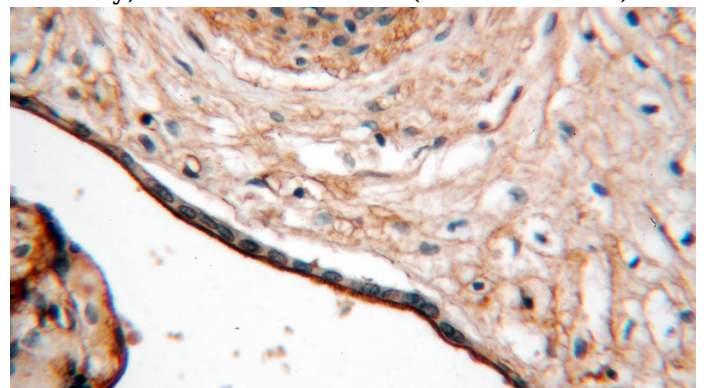
Validations



human brain tissue were subjected to SDS PAGE followed by western blot with Catalog No:111262(HAUS4 antibody) at dilution of 1:500



Immunohistochemical of paraffin-embedded human placenta using Catalog No:111262(HAUS4 antibody) at dilution of 1:100 (under 10x lens)



Immunohistochemical of paraffin-embedded human placenta using Catalog No:111262(HAUS4 antibody) at dilution of 1:100 (under 40x lens)