

ALDH1B1 antibody



Catalog Number: 107962

Product name

ALDH1B1 antibody

WB: 1:500-1:5000

IHC: 1:20-1:200

Specificity


Human, Mouse, Rat; other species not tested.

IF: 1:20-1:200

Antibody description

ALDH1B1 Rabbit Polyclonal antibody. Positive IF detected in MCF-7 cells. Positive IHC detected in human testis tissue, human liver tissue. Positive WB detected in HeLa cells, HepG2 cells, mouse brain tissue, mouse testis tissue, rat brain tissue. Observed molecular weight by Western-blot: 55-58 kDa

Validations



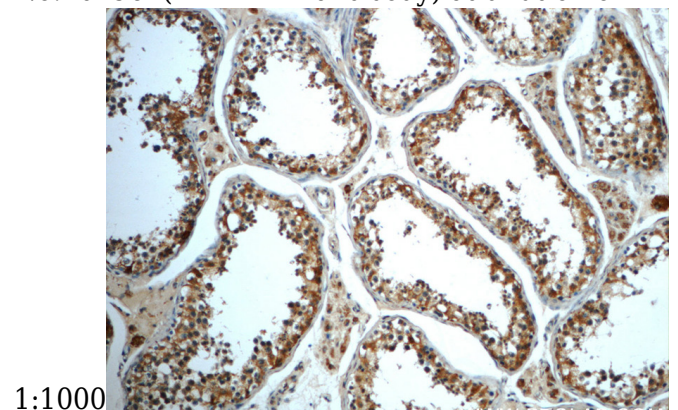
Preparation

This antibody was obtained by immunization of ALDH1B1 recombinant protein (Accession Number: NM_000692). Purification method: Antigen affinity purified.

HeLa cells were subjected to SDS PAGE followed by western blot with Catalog No:107962(ALDH1B1 antibody) at dilution of

Formulation

PBS with 0.02% sodium azide and 50% glycerol pH 7.3.



Storage

Store at -20°C. DO NOT ALIQUOT

Clonality

Polyclonal

Immunohistochemistry of paraffin-embedded human testis slide using Catalog No:107962(ALDH1B1 Antibody) at dilution of 1:50

Ig Type

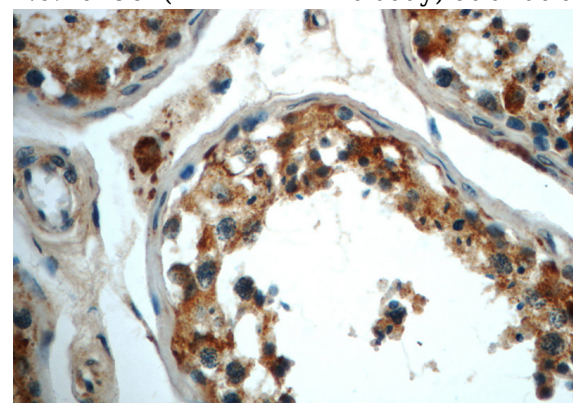
Rabbit IgG

Applications

ELISA, WB, IF, IHC

Dilutions

Recommended Dilution:

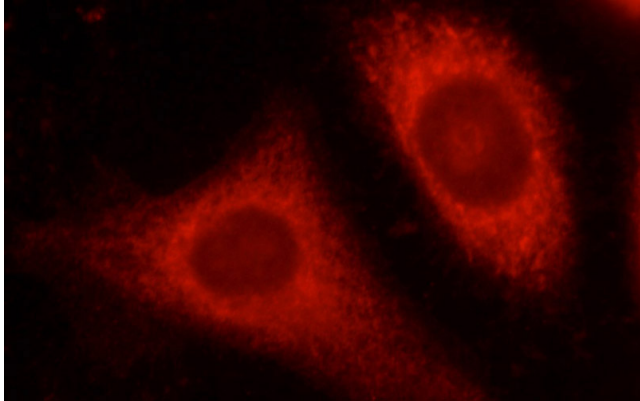


ALDH1B1 antibody



Catalog Number: 107962

Immunohistochemistry of paraffin-embedded human testis slide using Catalog No:107962(ALDH1B1 Antibody) at dilution of 1:50



Immunofluorescent analysis of MCF-7 cells, using ALDH1B1 antibody Catalog No:107962 at 1:50 dilution and Rhodamine-labeled goat anti-rabbit IgG (red).