

GGT7 antibody



Catalog Number: 110962

Product name

GGT7 antibody

Specificity

Human, Mouse, Rat; other species not tested.

Antibody description

GGT7 Rabbit Polyclonal antibody. Positive IHC detected in human lung cancer tissue, human lung tissue. Positive WB detected in HEK-293 cells. Observed molecular weight by Western-blot: 75-100 kDa

Preparation

This antibody was obtained by immunization of GGT7 recombinant protein (Accession Number: NM_178026). Purification method: Antigen affinity purified.

Formulation

PBS with 0.1% sodium azide and 50% glycerol pH 7.3.

Storage

Store at -20°C. DO NOT ALIQUOT

Clonality

Polyclonal

Ig Type

Rabbit IgG

Applications

ELISA, IHC, WB


Dilutions

Recommended Dilution:

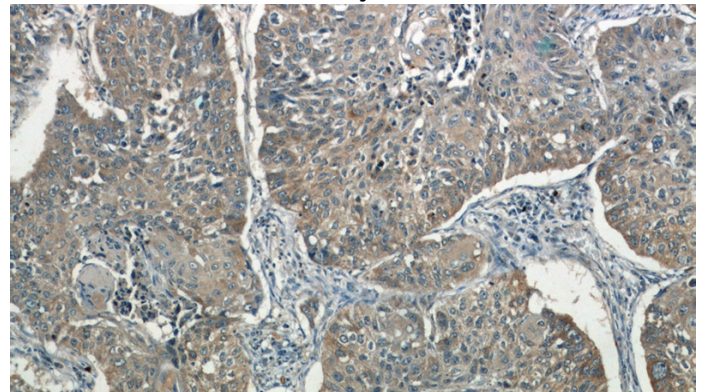
WB: 1:500-1:5000

IHC: 1:20-1:200

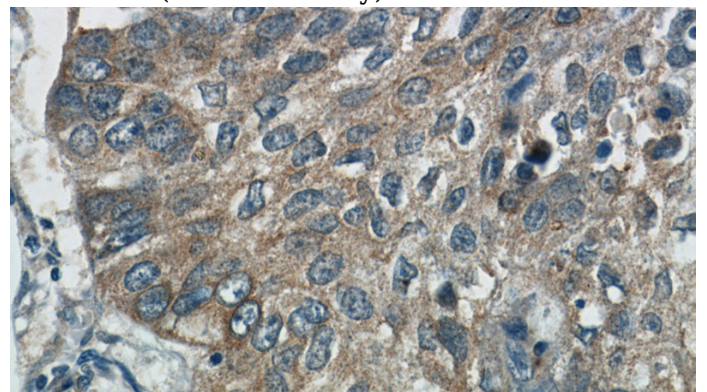
Validations



HEK-293 cells were subjected to SDS PAGE followed by western blot with Catalog No:110962(GGT7 Antibody) at dilution of 1:1000



Immunohistochemistry of paraffin-embedded human lung cancer tissue slide using Catalog No:110962(GGT7 Antibody) at dilution of 1:50



Immunohistochemistry of paraffin-embedded human lung cancer tissue slide using Catalog No:110962(GGT7 Antibody) at dilution of 1:50