

Anti-DiMethyl-Histone H3 (Lys27) (5F6) Mouse antibody



Catalog Number: 168162

Product name

Anti-DiMethyl-Histone H3 (Lys27) (5F6) Mouse antibody

Specificity

Human, Mouse, Rat

Antibody description

DiMethyl-Histone H3 (Lys27) (5F6) Mouse monoclonal antibody

Preparation

Antigen: Synthetic Peptide of Histone H3 (Di Methyl Lys27)

Formulation

PBS, pH 7.4, containing 0.02% sodium azide as Preservative and 50% Glycerol.

Storage

Store at 4°C short term. Store at -20°C long term. Avoid freeze / thaw cycle.

Clonality

Monoclonal

Ig Type

Mouse IgG1

Applications

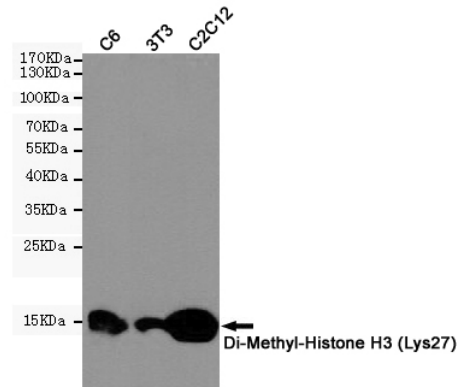
WB, IP, ICC/IF

Dilutions

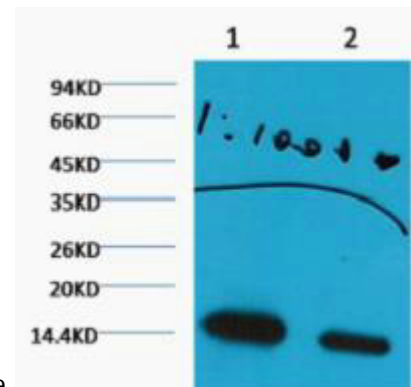
WB: 1/1000-3000

IP:1/200

Validations

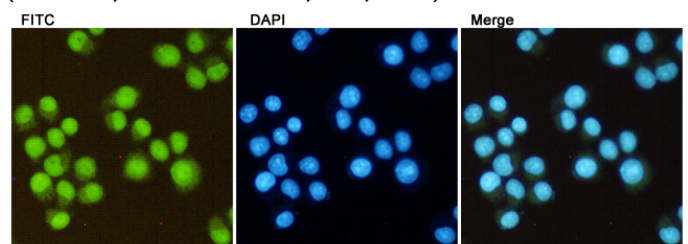


Western blot detection of Di-Methyl-Histone H3 in C6,3T3,C2C12 cell lysates using Di-Methyl-Histone H3 (Lys27) (5F6) Mouse mAb(1:1000 diluted).Predicted band size:15KDa.Observed



band size:15KDa.

Western blot analysis of HeLa, diluted at 1) 1:1000 . 2) 1:3000 cells nucleus extracted by Minute TM Cytoplasmic and Nuclear Fractionation kit (SC-003, Inventbiotech, MN, USA).

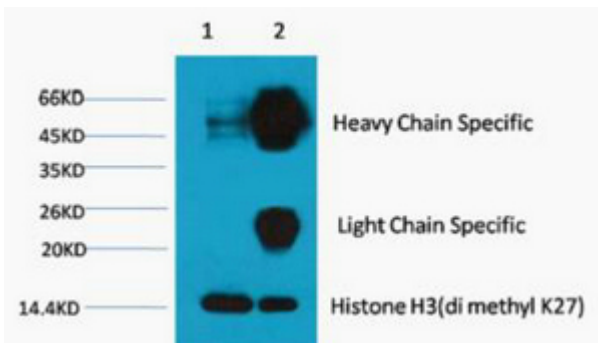


Immunocytochemistry staining of HeLa cells using Di-Methyl-Histone H3 (Lys27) (5F6) Mouse mAb(dilution 1:100).

Anti-DiMethyl-Histone H3 (Lys27) (5F6) Mouse antibody



Catalog Number: 168162



1) Input: HeLa Cell Lysate 2) IP product: IP dilute
1:200