

PHOX2B antibody



Catalog Number: 113862

Product name

PHOX2B antibody

Immunogen

[Human PHOX2B Recombinant protein \(His tag\)](#)

Specificity

Human, Mouse; other species not tested.

Antibody description

PHOX2B Rabbit Polyclonal antibody. Positive IF detected in Neuro-2a cells. Positive IHC detected in mouse brain tissue, neuroblastoma tissue. Positive WB detected in Neuro-2a cells, SH-SY5Y cells. Observed molecular weight by Western-blot: 32 kDa

Preparation

This antibody was obtained by immunization of PHOX2B recombinant protein (Accession Number: NM_003924). Purification method: Antigen affinity purified.

Formulation

PBS with 0.1% sodium azide and 50% glycerol pH 7.3.

Storage

Store at -20°C. DO NOT ALIQUOT

Clonality

Polyclonal

Ig Type

Rabbit IgG

Applications

ELISA, WB, IF, IHC

Dilutions


Recommended Dilution:

WB: 1:500-1:5000

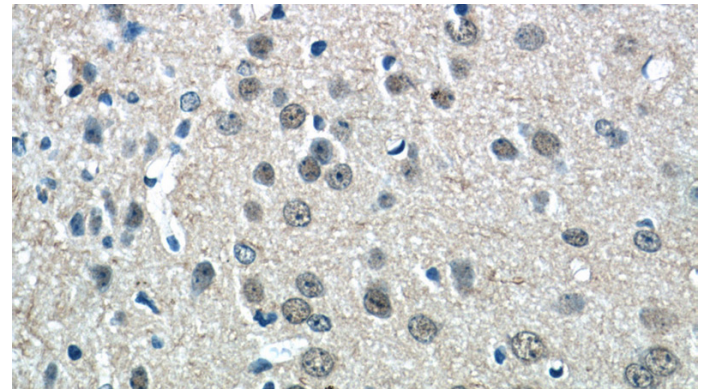
IHC: 1:20-1:200

IF: 1:10-1:100

Validations



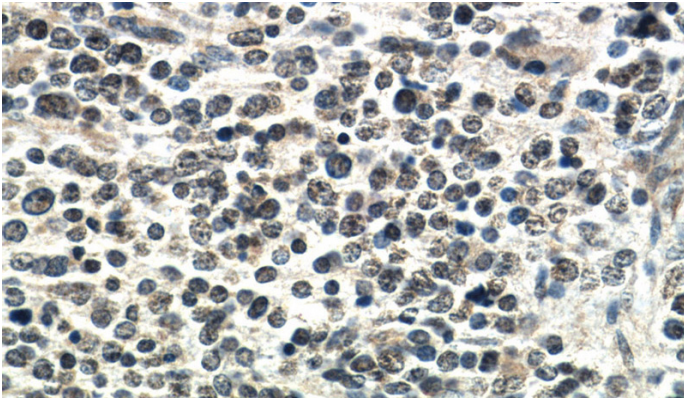
Neuro-2a cells were subjected to SDS PAGE followed by western blot with Catalog No:113862(PHOX2B Antibody) at dilution of 1:1000



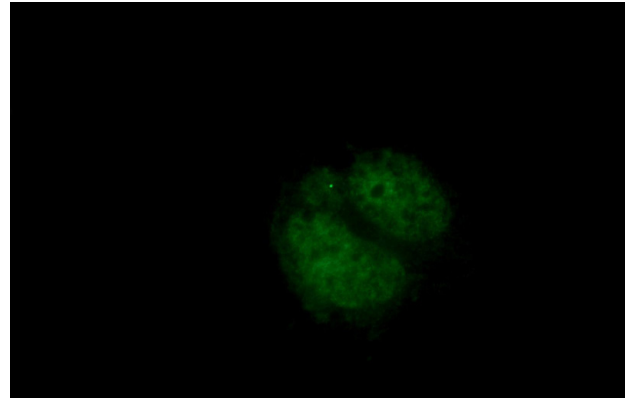
Immunohistochemistry of paraffin-embedded mouse brain tissue slide using Catalog No:113862(PHOX2B Antibody) at dilution of 1:50 (under 40x lens)

PHOX2B antibody

Catalog Number: 113862



Immunohistochemistry of paraffin-embedded neuroblastoma tissue slide using Catalog No:113862(PHOX2B Antibody) at dilution of 1:50 (under 40x lens)



Immunofluorescent analysis of Neuro-2a cells using Catalog No:113862(PHOX2B Antibody) at dilution of 1:25 and Alexa Fluor 488-conjugated AffiniPure Goat Anti-Rabbit IgG(H+L)