

SNRPD3 antibody

Catalog Number: 115462

Product name

SNRPD3 antibody

Specificity

Human, Mouse, Rat; other species not tested.

Antibody description

SNRPD3 Rabbit Polyclonal antibody. Positive WB detected in MCF7 cells. Positive IHC detected in human small intestine tissue, human breast cancer tissue, human lung cancer tissue. Observed molecular weight by Western-blot: 14 kDa

Preparation

This antibody was obtained by immunization of SNRPD3 recombinant protein (Accession Number: NM_001278656). Purification method: Antigen affinity purified.

Formulation

PBS with 0.1% sodium azide and 50% glycerol pH 7.3.

Storage

Store at -20°C. DO NOT ALIQUOT

Clonality

Polyclonal

Ig Type

Rabbit IgG

Applications

ELISA, WB, IHC


Dilutions

Recommended Dilution:

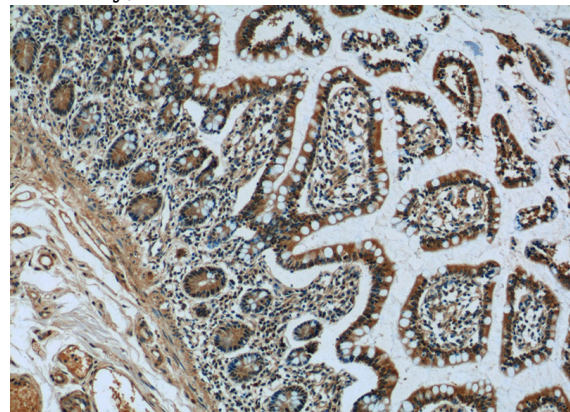
WB: 1:200-1:1000

IHC: 1:20-1:200

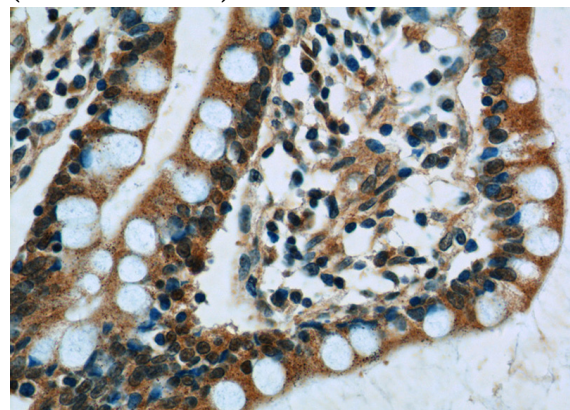
Validations



MCF7 cells were subjected to SDS PAGE followed by western blot with Catalog No:115462(SNRPD3 antibody) at dilution of 1:500



Immunohistochemistry of paraffin-embedded human small intestine tissue slide using Catalog No:115462(SNRPD3 Antibody) at dilution of 1:50 (under 10x lens)



Immunohistochemistry of paraffin-embedded human small intestine tissue slide using Catalog

SNRPD3 antibody



Catalog Number: 115462

No:115462(SNRPD3 Antibody) at dilution of 1:50 (under 40x lens)