

CA8 antibody

Catalog Number: 108752

Product name

CA8 antibody

IP: 1:500-1:5000

IHC: 1:20-1:200


Specificity

Human, Mouse, Rat; other species not tested.

Validations

Antibody description

CA8 Rabbit Polyclonal antibody. Positive IHC detected in human gliomas tissue. Positive IP detected in mouse brain tissue. Positive WB detected in mouse skeletal muscle tissue, mouse brain tissue. Observed molecular weight by Western-blot: 32 kDa



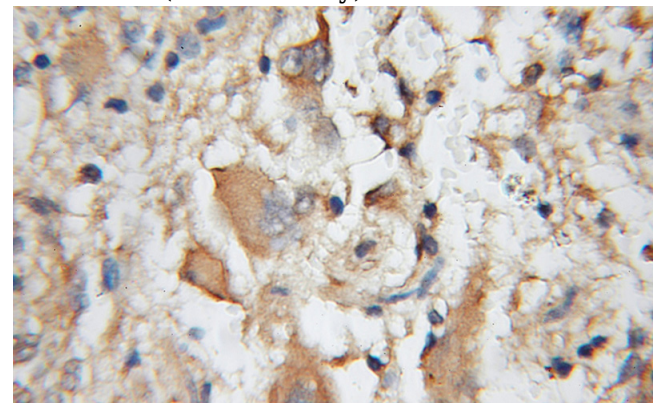
Preparation

This antibody was obtained by immunization of CA8 recombinant protein (Accession Number: BC015531). Purification method: Antigen affinity purified.

mouse skeletal muscle tissue were subjected to SDS PAGE followed by western blot with Catalog No:108752(CA8 antibody) at dilution of 1:500

Formulation

PBS with 0.1% sodium azide and 50% glycerol pH 7.3.



Storage

Store at -20°C. DO NOT ALIQUOT

Clonality

Polyclonal

Immunohistochemical of paraffin-embedded human gliomas using Catalog No:108752(CA8 antibody) at dilution of 1:100 (under 10x lens)

Ig Type

Rabbit IgG

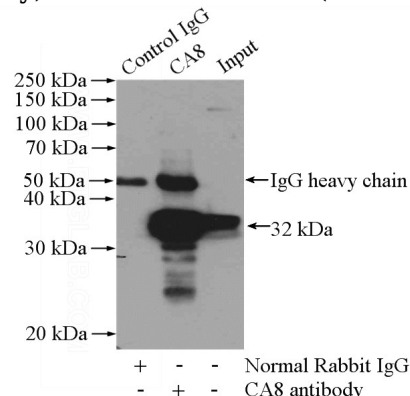
Applications

ELISA, WB, IHC, IP

Dilutions

Recommended Dilution:

WB: 1:200-1:2000



IP Result of anti-CA8 (IP:Catalog No:108752, 4ug; Detection:Catalog No:108752 1:1000) with mouse

CA8 antibody



Catalog Number: 108752

brain tissue lysate 4000ug.