

ILK antibody

Catalog Number: 111752

Product name

ILK antibody

Recommended Dilution:

WB: 1:500-1:5000

Specificity

Human, Mouse, Rat, Zebrafish; other species not tested.


IP: 1:200-1:2000

IHC: 1:20-1:200

Antibody description

ILK Rabbit Polyclonal antibody. Positive IP detected in mouse kidney tissue. Positive WB detected in mouse heart tissue, human heart tissue, mouse brain tissue, mouse kidney tissue, mouse spleen tissue. Positive IHC detected in human pancreas cancer tissue. Observed molecular weight by Western-blot: 51-59 kDa

Validations



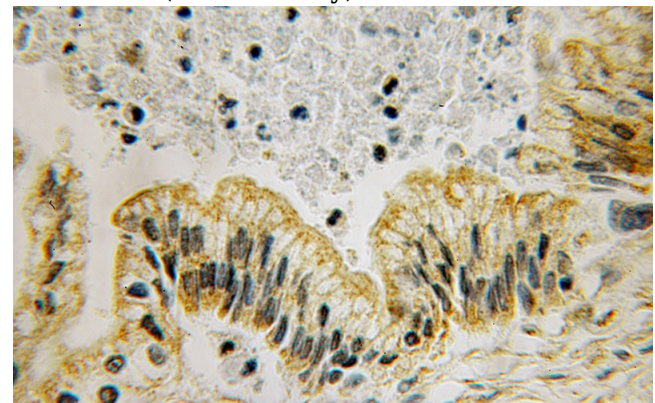
Preparation

This antibody was obtained by immunization of ILK recombinant protein (Accession Number: NM_001014794). Purification method: Antigen affinity purified.

mouse heart tissue were subjected to SDS PAGE followed by western blot with Catalog No:111752(ILK antibody) at dilution of 1:1000

Formulation

PBS with 0.1% sodium azide and 50% glycerol pH 7.3.



Storage

Store at -20°C. DO NOT ALIQUOT

Clonality

Polyclonal

Ig Type

Rabbit IgG

Applications

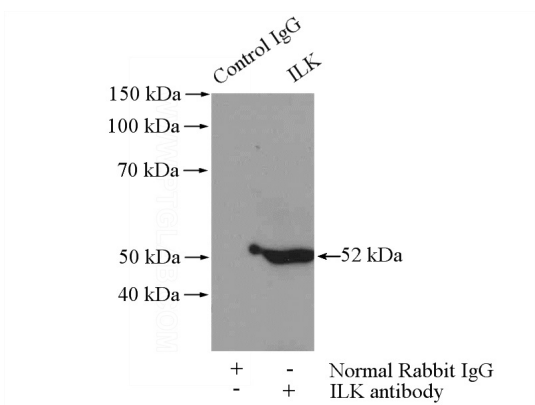
ELISA, IHC, WB, IP

Immunohistochemical of paraffin-embedded human pancreas cancer using Catalog No:111752(ILK antibody) at dilution of 1:100 (under 10x lens)

Dilutions

ILK antibody

Catalog Number: 111752



IP Result of anti-ILK (IP:Catalog No:111752, 4ug; Detection:Catalog No:111752 1:800) with mouse kidney tissue lysate 4000ug.