

# FXR1 antibody

Catalog Number: 110752

## Product name

FXR1 antibody

## Immunogen

[Human FXR1 Recombinant protein \(GST tag\)](#)

## Specificity

Human, Mouse, Rat; other species not tested.

## Antibody description

FXR1 Rabbit Polyclonal antibody. Positive IF detected in Ethacrynic acid treated HepG2 cells, HepG2 cells. Positive IHC detected in human kidney tissue, human heart tissue. Positive WB detected in mouse testis tissue, HEK-293 cells, HeLa cells, mouse heart tissue, mouse liver tissue, NIH/3T3 cells. Positive IP detected in mouse skeletal muscle tissue. Observed molecular weight by Western-blot: 60-80 kDa

## Preparation

This antibody was obtained by immunization of FXR1 recombinant protein (Accession Number: NM\_001013438). Purification method: Antigen affinity purified.

## Formulation

PBS with 0.1% sodium azide and 50% glycerol pH 7.3.

## Storage

Store at -20°C. DO NOT ALIQUOT

## Clonality

Polyclonal

## Ig Type

Rabbit IgG

## Applications

ELISA, WB, IHC, IP, IF

## Dilutions

Recommended Dilution:


WB: 1:500-1:5000

IP: 1:200-1:2000

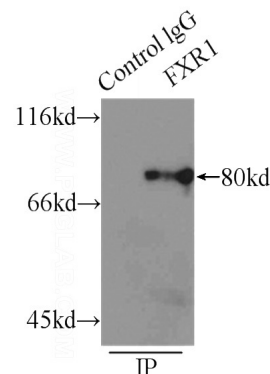
IHC: 1:20-1:200

IF: 1:10-1:100

## Validations



mouse testis tissue were subjected to SDS PAGE followed by western blot with Catalog No:110752(FXR1 antibody) at dilution of 1:300

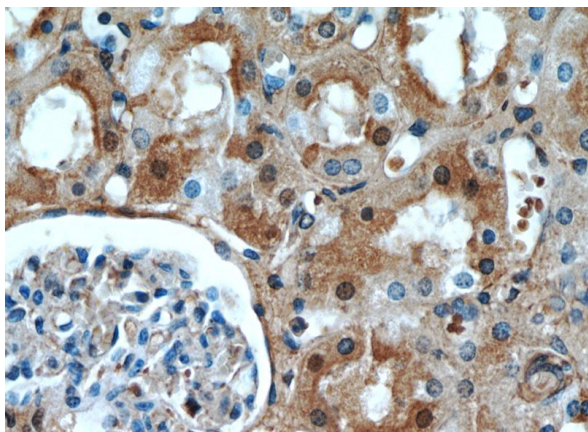


IP Result of anti-FXR1 (IP:Catalog No:110752, 3ug; Detection:Catalog No:110752 1:800) with mouse skeletal muscle tissue lysate 8000ug.

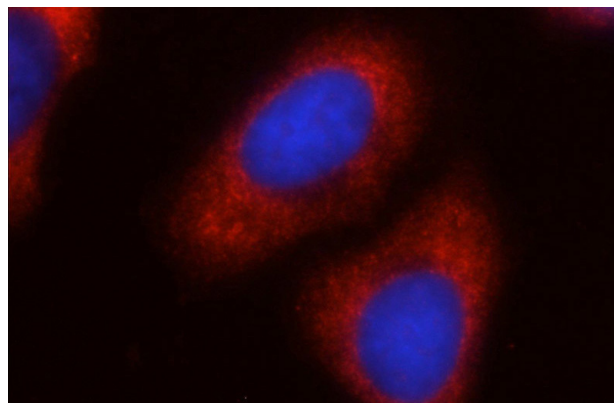
## FXR1 antibody

Catalog Number: 110752

---



Immunohistochemical of paraffin-embedded human kidney using Catalog No:110752(FXR1 antibody) at dilution of 1:50 (under 40x lens)



Immunofluorescent analysis of Ethacrynic acid treated HepG2 cells using Catalog No:110752(FXR1 Antibody) at dilution of 1:25 and Rhodamine-Goat anti-Rabbit IgG