

C13orf18 antibody



Catalog Number: 108652

Product name

C13orf18 antibody

IHC: 1:20-1:200

IF: 1:10-1:100

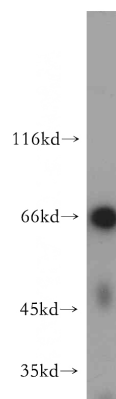
Specificity

Human; other species not tested.

Validations

Antibody description

C13orf18 Rabbit Polyclonal antibody. Positive WB detected in human skeletal muscle tissue, MCF7 cells. Positive IF detected in HepG2 cells. Positive IHC detected in human testis tissue, human colon tissue. Observed molecular weight by Western-blot: 66kd



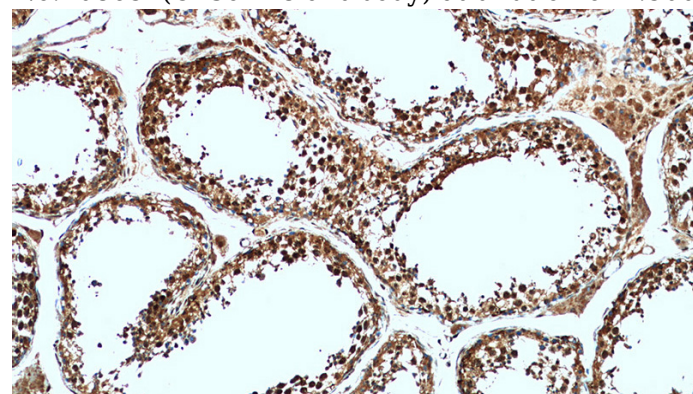
Preparation

This antibody was obtained by immunization of C13orf18 recombinant protein (Accession Number: BC032311). Purification method: Antigen affinity purified.

human skeletal muscle tissue were subjected to SDS PAGE followed by western blot with Catalog No:108652(C13orf18 antibody) at dilution of 1:500

Formulation

PBS with 0.02% sodium azide and 50% glycerol pH 7.3.



Storage

Store at -20°C. DO NOT ALIQUOT

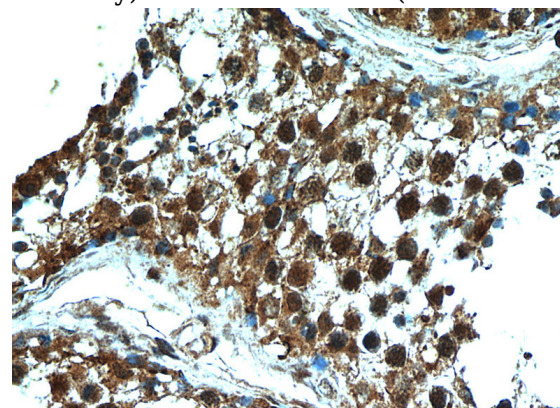
Clonality

Polyclonal

Immunohistochemical of paraffin-embedded human testis using Catalog No:108652(C13orf18 antibody) at dilution of 1:50 (under 10x lens)

Ig Type

Rabbit IgG



Applications

ELISA, WB, IHC, IF

Dilutions

Recommended Dilution:

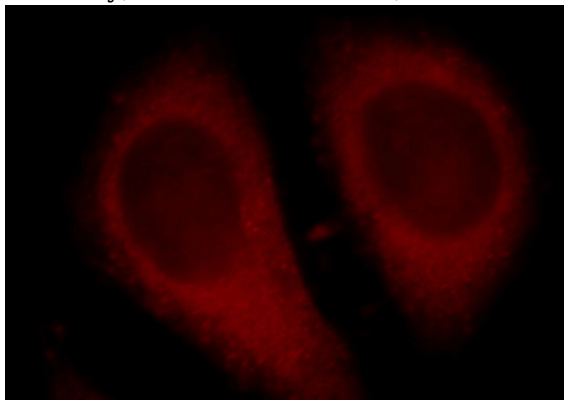
WB: 1:500-1:5000

Immunohistochemical of paraffin-embedded human testis using Catalog No:108652(C13orf18

C13orf18 antibody

Catalog Number: 108652

antibody) at dilution of 1:50 (under 40x lens)



Immunofluorescent analysis of HepG2 cells, using C13orf18 antibody Catalog No:108652 at 1:25 dilution and Rhodamine-labeled goat anti-rabbit IgG (red).