

U2AF35 antibody

Catalog Number: 107652

Product name

U2AF35 antibody

IP: 1:200-1:2000

IHC: 1:20-1:200

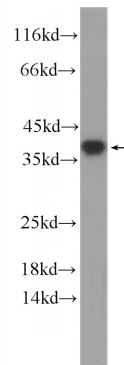
Specificity

Human; other species not tested.

Validations

Antibody description

U2AF35 Mouse Monoclonal antibody. Positive IP detected in HeLa cells. Positive WB detected in HeLa cells, COLO 320 cells. Positive IHC detected in human breast cancer tissue. Observed molecular weight by Western-blot: 35-40 kDa



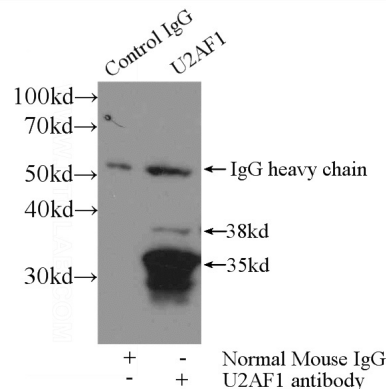
Preparation

This antibody was obtained by immunization of U2AF35 recombinant protein (Accession Number: NM_006758). Purification method: Protein A purified.

HeLa cells were subjected to SDS PAGE followed by western blot with Catalog No:107652(U2AF35 Antibody) at dilution of 1:1000

Formulation

PBS with 0.02% sodium azide and 50% glycerol pH 7.3.



Storage

Store at -20°C. DO NOT ALIQUOT

IP Result of anti-U2AF35 (IP:Catalog No:107652, 3ug; Detection:Catalog No:107652 1:500) with HeLa cells lysate 3000ug.

Clonality

Monoclonal

Ig Type

Mouse IgG2c

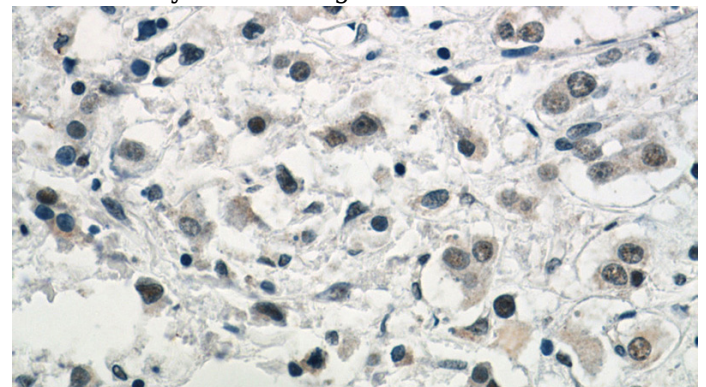
Applications

ELISA, WB, IHC, IP

Dilutions

Recommended Dilution:

WB: 1:500-1:5000



Immunohistochemistry of paraffin-embedded human breast cancer tissue slide using Catalog

U2AF35 antibody



Catalog Number: 107652

No:107652(U2AF35 Antibody) at dilution of 1:50 (under 40x lens)