

HSD3B2 antibody



Catalog Number: 111552

Product name

HSD3B2 antibody

Specificity

Human; other species not tested.

Antibody description

HSD3B2 Rabbit Polyclonal antibody. Positive WB detected in human adrenal gland tissue. Positive IHC detected in human testis tissue. Observed molecular weight by Western-blot: 42kd

Preparation

This antibody was obtained by immunization of HSD3B2 recombinant protein (Accession Number: NM_001166120). Purification method: Antigen affinity purified.

Formulation

PBS with 0.02% sodium azide and 50% glycerol pH 7.3.

Storage

Store at -20°C. DO NOT ALIQUOT

Clonality

Polyclonal

Ig Type

Rabbit IgG

Applications

ELISA, WB, IHC


Dilutions

Recommended Dilution:

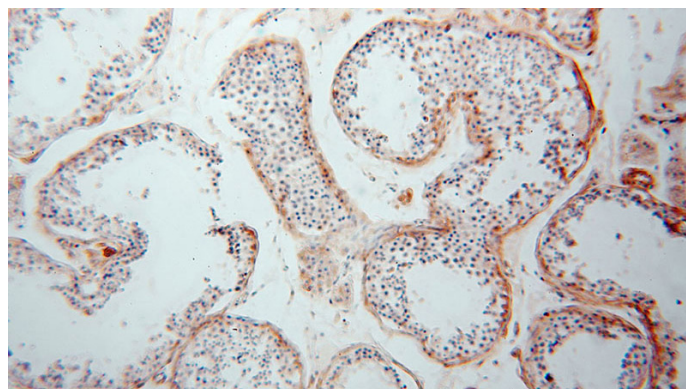
WB: 1:1000-1:10000

IHC: 1:20-1:200

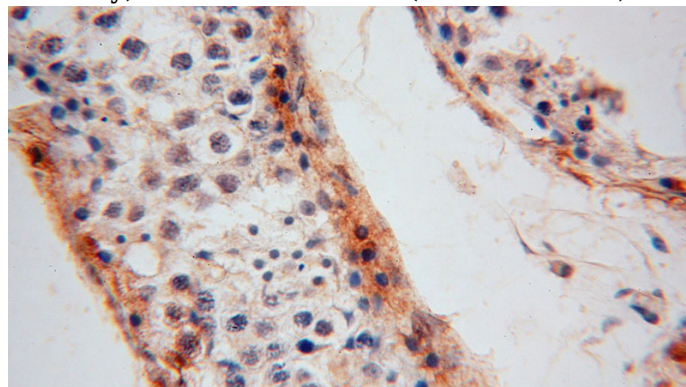
Validations



human adrenal gland tissue were subjected to SDS PAGE followed by western blot with Catalog No:111552(HSD3B2 antibody) at dilution of 1:1500



Immunohistochemical of paraffin-embedded human testis using Catalog No:111552(HSD3B2 antibody) at dilution of 1:100 (under 10x lens)



Immunohistochemical of paraffin-embedded human testis using Catalog No:111552(HSD3B2 antibody) at dilution of 1:100 (under 40x lens)