

# TNNI2 antibody

Catalog Number: 116152

## Product name

TNNI2 antibody

WB: 1:500-1:5000

IHC: 1:20-1:200

## Specificity

Human, Mouse, Rat; other species not tested.

## Antibody description

TNNI2 Rabbit Polyclonal antibody. Positive WB detected in mouse skeletal muscle tissue, human kidney tissue, human skeletal muscle tissue, human spleen tissue, rat skeletal muscle tissue. Positive IHC detected in human skeletal muscle tissue. Observed molecular weight by Western blot: 21kd

## Preparation

This antibody was obtained by immunization of TNNI2 recombinant protein (Accession Number: NM\_003282). Purification method: Antigen affinity purified.

## Formulation

PBS with 0.1% sodium azide and 50% glycerol pH 7.3.

## Storage

Store at -20°C. DO NOT ALIQUOT

## Clonality

Polyclonal

## Ig Type

Rabbit IgG

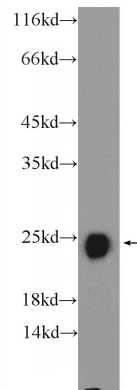
## Applications

ELISA, WB, IHC

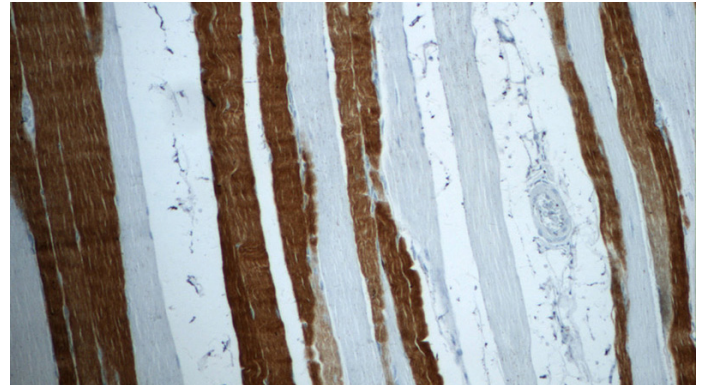
## Dilutions

Recommended Dilution:

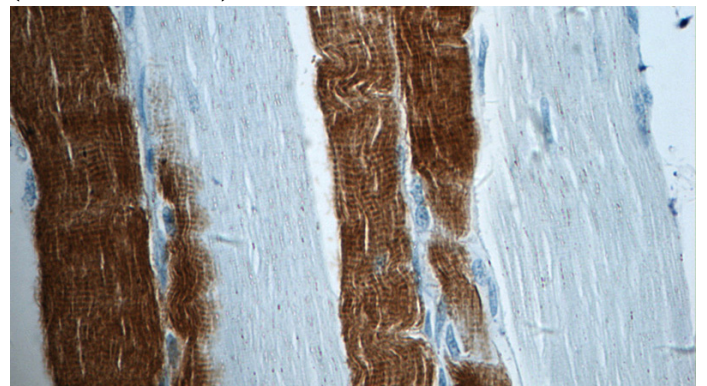
## Validations



mouse skeletal muscle tissue were subjected to SDS PAGE followed by western blot with Catalog No:116152(TNNI2 Antibody) at dilution of 1:1000



Immunohistochemistry of paraffin-embedded human skeletal muscle tissue slide using Catalog No:116152(TNNI2 Antibody) at dilution of 1:50 (under 10x lens)



Immunohistochemistry of paraffin-embedded

# TNNI2 antibody



Catalog Number: 116152

---

human skeletal muscle tissue slide using Catalog

No:116152(TNNI2 Antibody) at dilution of 1:50  
(under 40x lens)