

NFIL3 antibody

Catalog Number: 113152

Product name

NFIL3 antibody

WB: 1:200-1:2000

IP: 1:500-1:5000

Specificity

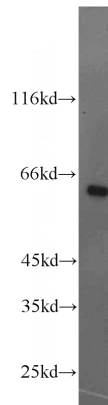
Human, Mouse, Rat; other species not tested.

IF: 1:50-1:500

Antibody description

NFIL3 Rabbit Polyclonal antibody. Positive WB detected in HepG2 cells, HEK-293 cells, HeLa cells, human testis tissue, K-562 cells, mouse heart tissue, mouse lung tissue. Positive IP detected in HeLa cells. Positive IF detected in HepG2 cells. Observed molecular weight by Western-blot: 63 kDa, 50-51 kDa

Validations



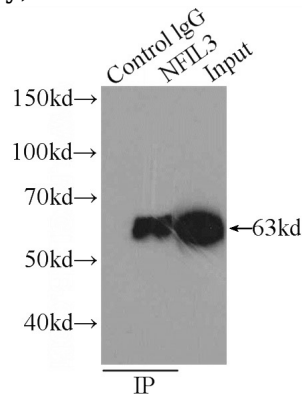
Preparation

This antibody was obtained by immunization of NFIL3 recombinant protein (Accession Number: XM_047423422). Purification method: Antigen affinity purified.

HepG2 cells were subjected to SDS PAGE followed by western blot with Catalog No:113152(NFIL3 antibody) at dilution of 1:1000

Formulation

PBS with 0.1% sodium azide and 50% glycerol pH 7.3.



Storage

Store at -20°C. DO NOT ALIQUOT

IP Result of anti-NFIL3 (IP:Catalog No:113152, 4ug; Detection:Catalog No:113152 1:1000) with HeLa cells lysate 1600ug.

Clonality

Polyclonal

Ig Type

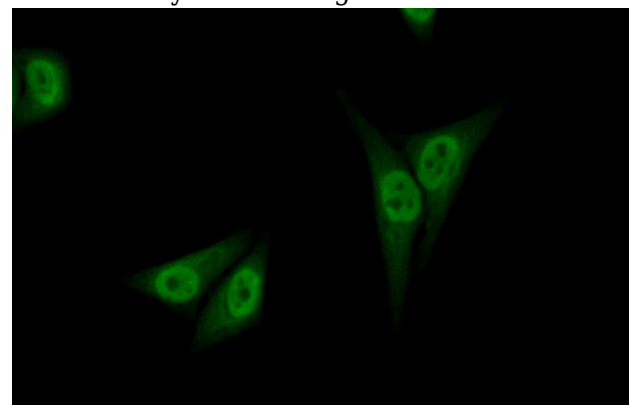
Rabbit IgG

Applications

ELISA, WB, IP, IF

Dilutions

Recommended Dilution:



NFIL3 antibody



Catalog Number: 113152

Immunofluorescent analysis of (10% Formaldehyde) fixed HepG2 cells using Catalog No:113152(NFIL3 Antibody) at dilution of 1:50

and Alexa Fluor 488-conjugated AffiniPure Goat Anti-Rabbit IgG(H+L)