

# AIFM2 antibody

Catalog Number: 107852

## Product name

AIFM2 antibody

## Specificity

Human; other species not tested.

## Antibody description

AIFM2 Rabbit Polyclonal antibody. Positive IP detected in L02 cells. Positive IHC detected in human liver tissue. Observed molecular weight by Western-blot: 41 kDa

## Preparation

This antibody was obtained by immunization of AIFM2 recombinant protein (Accession Number: NM\_032797). Purification method: Antigen affinity purified.

## Formulation

PBS with 0.1% sodium azide and 50% glycerol pH 7.3.

## Storage

Store at -20°C. DO NOT ALIQUOT

## Clonality

Polyclonal

## Ig Type

Rabbit IgG

## Applications

ELISA, IP, IHC


## Dilutions

Recommended Dilution:

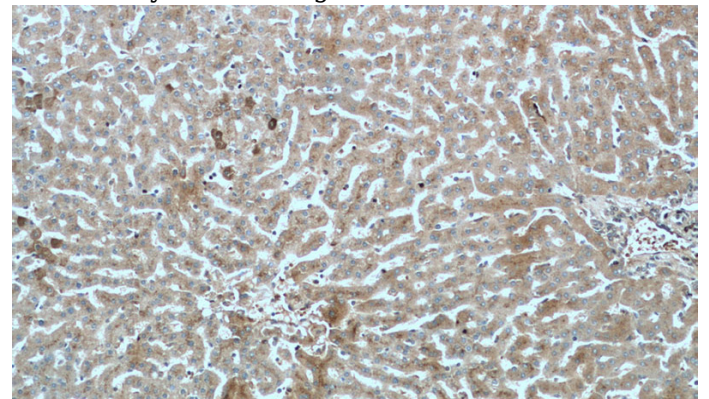
IP: 1:200-1:1000

IHC: 1:50-1:500

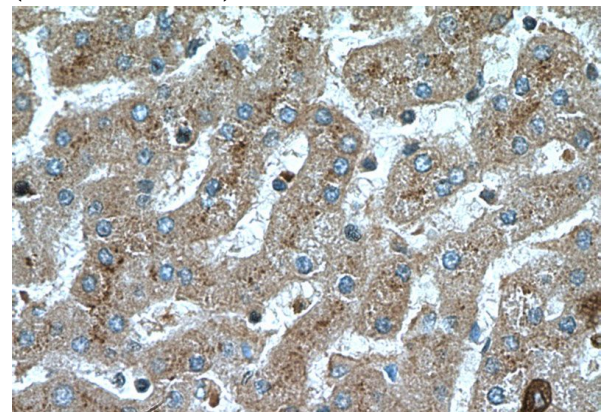
## Validations



IP Result of anti-AIFM2 (IP:Catalog No:107852, 4ug; Detection:Catalog No:107852 1:300) with L02 cells lysate 1800ug.



Immunohistochemistry of paraffin-embedded human liver tissue slide using Catalog No:107852(AIFM2 Antibody) at dilution of 1:200 (under 10x lens).



Immunohistochemistry of paraffin-embedded human liver tissue slide using Catalog No:107852(AIFM2 Antibody) at dilution of 1:200 (under 40x lens).