

NXF2 antibody

Catalog Number: 113452

Product name

NXF2 antibody

IP: 1:200-1:1000

IHC: 1:20-1:200


Specificity

Human, Mouse, Rat; other species not tested.

Antibody description

NXF2 Rabbit Polyclonal antibody. Positive WB detected in mouse testis tissue. Positive IP detected in mouse testis tissue. Positive IHC detected in human lymphoma tissue. Observed molecular weight by Western-blot: 72 kDa

Validations



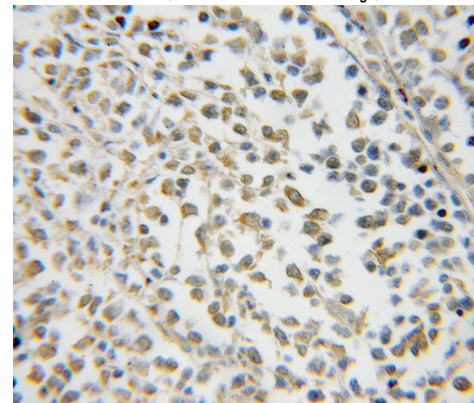
Preparation

This antibody was obtained by immunization of NXF2 recombinant protein (Accession Number: NM_022053). Purification method: Antigen affinity purified.

mouse testis tissue were subjected to SDS PAGE followed by western blot with Catalog No:113452(NXF2 antibody) at dilution of 1:400

Formulation

PBS with 0.1% sodium azide and 50% glycerol pH 7.3.



Storage

Store at -20°C. DO NOT ALIQUOT

Clonality

Polyclonal

Immunohistochemical of paraffin-embedded human lymphoma using Catalog No:113452(NXF2 antibody) at dilution of 1:50 (under 10x lens)

Ig Type

Rabbit IgG

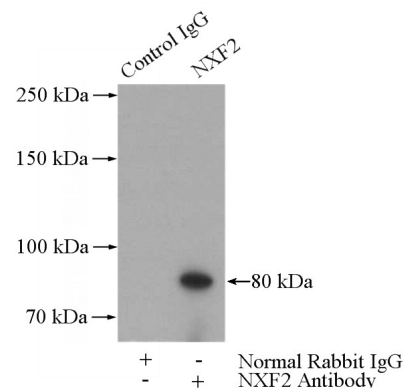
Applications

ELISA, WB, IHC, IP

Dilutions

Recommended Dilution:

WB: 1:500-1:5000



IP Result of anti-NXF2 (IP:Catalog No:113452, 4ug; Detection:Catalog No:113452 1:400) with

NXF2 antibody



Catalog Number: 113452

mouse testis tissue lysate 4000ug.