

SAMD4A antibody



Catalog Number: 115052

Product name

SAMD4A antibody

Recommended Dilution:

WB: 1:200-1:2000

Specificity

Human, Mouse, Rat; other species not tested.


IP: 1:200-1:2000

IHC: 1:20-1:200

Antibody description

SAMD4A Rabbit Polyclonal antibody. Positive WB detected in mouse skeletal muscle tissue, mouse heart tissue. Positive IP detected in mouse skeletal muscle tissue. Positive IHC detected in human spleen tissue, human kidney tissue, human lung tissue, human ovary tissue, human testis tissue. Observed molecular weight by Western-blot: 70 kDa

Validations



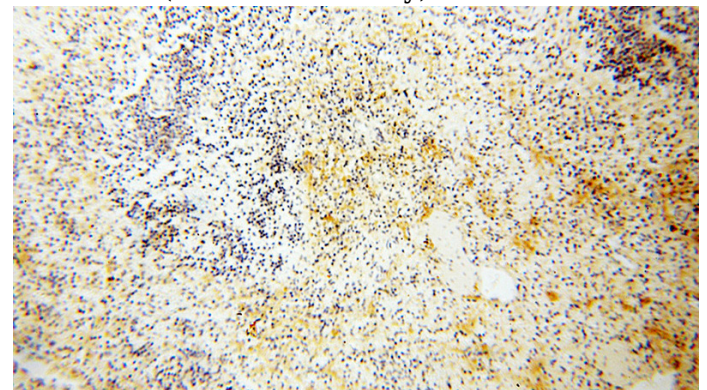
Preparation

This antibody was obtained by immunization of SAMD4A recombinant protein (Accession Number: BC021726). Purification method: Antigen affinity purified.

mouse skeletal muscle tissue were subjected to SDS PAGE followed by western blot with Catalog No:115052(SAMD4A antibody) at dilution of 1:500

Formulation

PBS with 0.02% sodium azide and 50% glycerol pH 7.3.



Storage

Store at -20°C. DO NOT ALIQUOT

Clonality

Polyclonal

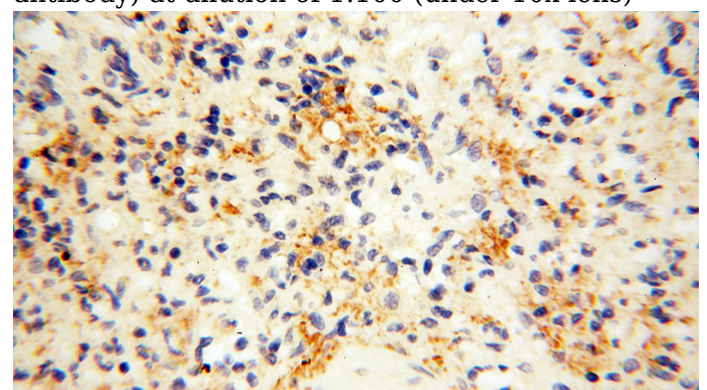
Immunohistochemical of paraffin-embedded human spleen using Catalog No:115052(SAMD4A antibody) at dilution of 1:100 (under 10x lens)

Ig Type

Rabbit IgG

Applications

ELISA, WB, IHC, IP



Dilutions

SAMD4A antibody

Catalog Number: 115052

Immunohistochemical of paraffin-embedded human spleen using Catalog No:115052(SAMD4A antibody) at dilution of 1:100 (under 40x lens)

IP Result of anti-SAMD4A (IP:Catalog No:115052, 4ug; Detection:Catalog No:115052 1:500) with mouse skeletal muscle tissue lysate 2200ug.

