

DOK4 antibody

Catalog Number: 110052

Product name

DOK4 antibody

Specificity

Human, Mouse, Rat; other species not tested.

Antibody description

DOK4 Rabbit Polyclonal antibody. Positive IHC detected in human prostate cancer tissue. Positive WB detected in Transfected HEK-293 cells.

Preparation

This antibody was obtained by immunization of DOK4 recombinant protein (Accession Number: XM_047434361). Purification method: Antigen affinity purified.

Formulation

PBS with 0.1% sodium azide and 50% glycerol pH 7.3.

Storage

Store at -20°C. DO NOT ALIQUOT

Clonality

Polyclonal

Ig Type

Rabbit IgG

Applications

ELISA, IHC, WB

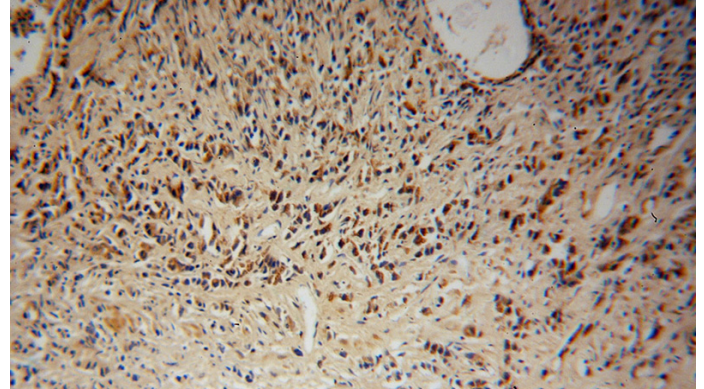
Dilutions

Recommended Dilution:

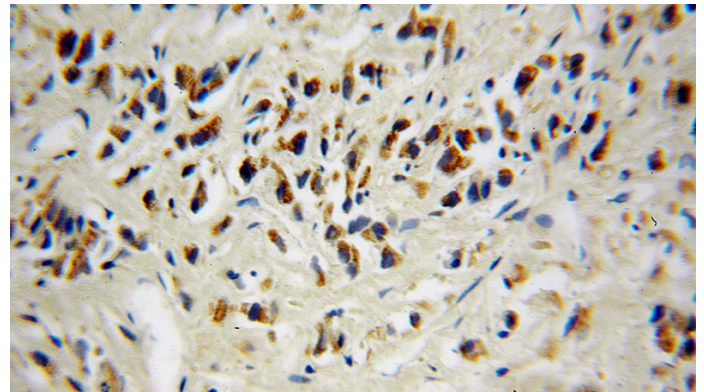
WB: 1:1000-1:10000

IHC: 1:20-1:200


Validations



Immunohistochemical of paraffin-embedded human prostate cancer using Catalog No:110052(DOK4 antibody) at dilution of 1:50 (under 10x lens)



Immunohistochemical of paraffin-embedded human prostate cancer using Catalog No:110052(DOK4 antibody) at dilution of 1:50 (under 40x lens)



Transfected HEK-293 cells were subjected to SDS PAGE followed by western blot with Catalog No:110052(DOK4 Antibody) at dilution of 1:2000