

# TRAPPC9,NIBP antibody



Catalog Number: 107642

## Product name

TRAPPC9,NIBP antibody

## Specificity

Human; other species not tested.

## Antibody description

TRAPPC9,NIBP Mouse Monoclonal antibody. Positive IHC detected in human kidney tissue, human skeletal muscle tissue. Positive WB detected in human brain tissue. Observed molecular weight by Western-blot: 128 kDa

## Preparation

This antibody was obtained by immunization of TRAPPC9,NIBP recombinant protein (Accession Number: BC006206). Purification method: Protein A purified.

## Formulation

PBS with 0.02% sodium azide and 50% glycerol pH 7.3.

## Storage

Store at -20°C. DO NOT ALIQUOT

## Clonality

Monoclonal

## Ig Type

Mouse IgG2b

## Applications

ELISA, WB, IHC


## Dilutions

Recommended Dilution:

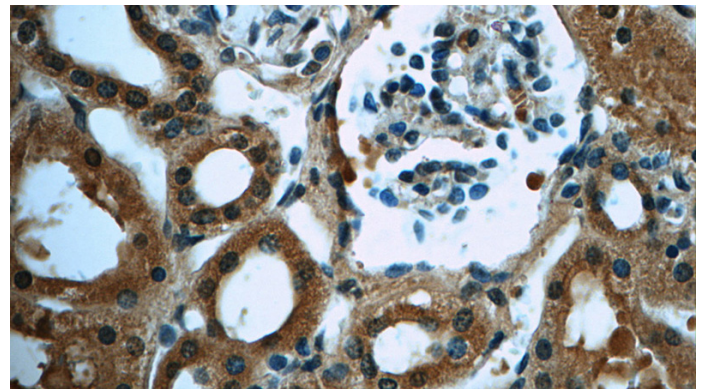
WB: 1:500-1:5000

IHC: 1:20-1:200

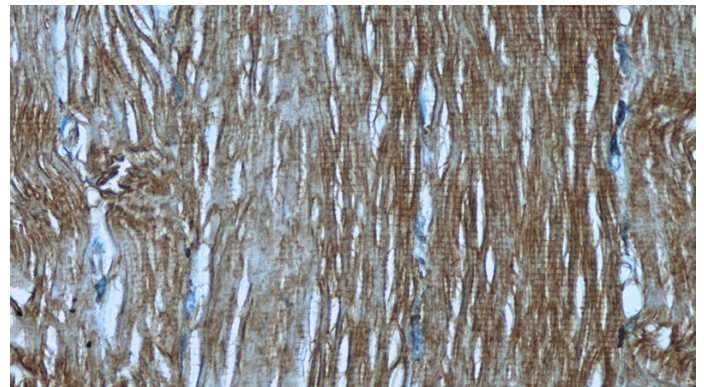
## Validations



human brain tissue were subjected to SDS PAGE followed by western blot with Catalog No:107642(TRAPPC9,NIBP antibody) at dilution of 1:1000



Immunohistochemistry of paraffin-embedded human kidney tissue slide using Catalog No:107642(TRAPPC9,NIBP Antibody) at dilution of 1:50 under 40x lens



Immunohistochemistry of paraffin-embedded human skeletal muscle tissue slide using Catalog

# TRAPPC9,NIBP antibody



Catalog Number: 107642

---

No:107642(TRAPPC9,NIBP Antibody) at dilution of 1:50 under 40x lens