

# SPRED2 antibody



Catalog Number: 115642

## Product name

SPRED2 antibody

Recommended Dilution:

WB: 1:500-1:5000

## Immunogen


IHC: 1:20-1:200

[Human SPRED2 Recombinant protein \(His tag\)](#)

## Validations

## Specificity

Human, Mouse, Rat; other species not tested.



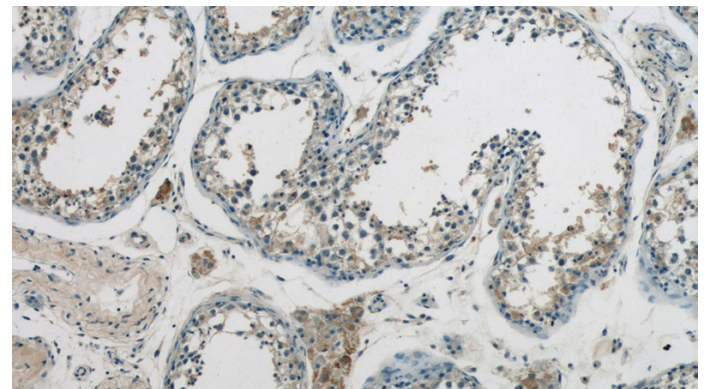
## Antibody description

SPRED2 Rabbit Polyclonal antibody. Positive IHC detected in human testis tissue. Positive WB detected in mouse testis tissue, mouse brain tissue, rat brain tissue. Observed molecular weight by Western-blot: 46-48 kDa

mouse testis tissue were subjected to SDS PAGE followed by western blot with Catalog No:115642(SPRED2 antibody) at dilution of 1:1000

## Preparation

This antibody was obtained by immunization of SPRED2 recombinant protein (Accession Number: NM\_181784). Purification method: Antigen Affinity purified.



Immunohistochemistry of paraffin-embedded human testis tissue slide using Catalog No:115642(SPRED2 Antibody) at dilution of 1:50 (under 10x lens)

## Formulation

PBS with 0.02% sodium azide and 50% glycerol pH 7.3.

## Storage

Store at -20°C. DO NOT ALIQUOT

## Clonality

Polyclonal

## Ig Type

Rabbit IgG

## Applications

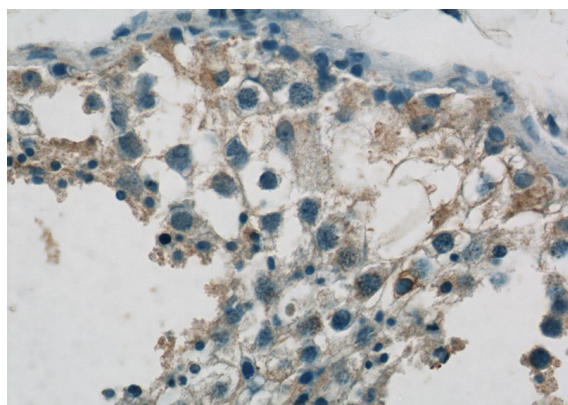
ELISA, WB, IHC

## Dilutions

# SPRED2 antibody

Catalog Number: 115642

---



Immunohistochemistry of paraffin-embedded human testis tissue slide using Catalog No:115642(SPRED2 Antibody) at dilution of 1:50 (under 40x lens)