

# Geminin antibody



Catalog Number: 110942

## Product name

Geminin antibody

## Immunogen

[Human GMNN Recombinant protein \(GST tag\)](#)

## Specificity

Human, Mouse, Rat; other species not tested.

## Antibody description

Geminin Rabbit Polyclonal antibody. Positive WB detected in human testis tissue, HEK-293 cells, HeLa cells, mouse testis tissue, rat testis tissue. Positive IP detected in HEK-293 cells. Positive IHC detected in human breast cancer tissue, human colon cancer tissue. Positive FC detected in MCF-7 cells. Observed molecular weight by Western-blot: 28-29 kDa

## Preparation

This antibody was obtained by immunization of Geminin recombinant protein (Accession Number: NM\_015895). Purification method: Antigen affinity purified.

## Formulation

PBS with 0.1% sodium azide and 50% glycerol pH 7.3.

## Storage

Store at -20°C. DO NOT ALIQUOT

## Clonality

Polyclonal

## Ig Type

Rabbit IgG

## Applications

ELISA, WB, IP, FC, IHC

## Dilutions


Recommended Dilution:

WB: 1:500-1:5000


IP: 1:500-1:5000

IHC: 1:20-1:200

## Validations



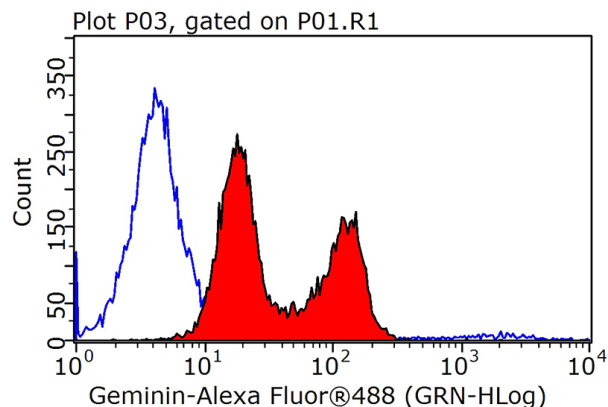
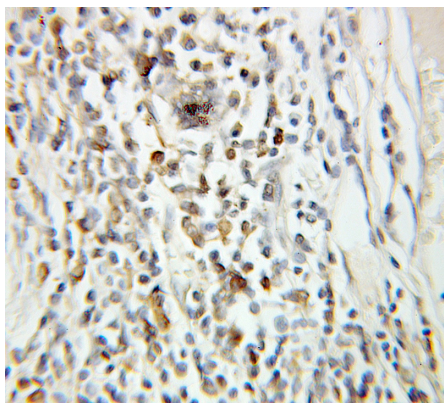
human testis tissue were subjected to SDS PAGE followed by western blot with Catalog No:110942(GMNN antibody) at dilution of 1:300



IP Result of anti-GMNN (IP:Catalog No:110942, 4ug; Detection:Catalog No:110942 1:1000) with HEK-293 cells lysate 4500ug.

# Geminin antibody

Catalog Number: 110942



Immunohistochemical of paraffin-embedded human breast cancer using Catalog No:110942(GMNN antibody) at dilution of 1:100 (under 10x lens)

1X10<sup>6</sup> MCF-7 cells were stained with 0.2ug GMNN antibody (Catalog No:110942, red) and control antibody (blue). Fixed with 90% MeOH blocked with 3% BSA (30 min). Alexa Fluor 488-conjugated AffiniPure Goat Anti-Rabbit IgG(H+L) with dilution 1:1000.