

P2RX4 antibody

Catalog Number: 113542

Product name

P2RX4 antibody

Specificity

Human, Mouse, Rat; other species not tested.

Antibody description

P2RX4 Rabbit Polyclonal antibody. Positive WB detected in HeLa cells, A549 cells, human colon tissue, mouse brain tissue, SH-SY5Y cells. Positive IP detected in mouse brain tissue. Positive IF detected in HeLa cells. Positive IHC detected in human kidney tissue, human lung tissue, human ovary tissue, human placenta tissue, human skin tissue, human spleen tissue. Positive FC detected in HeLa cells. Observed molecular weight by Western-blot: 55-60kd, 70-80kd

Preparation

This antibody was obtained by immunization of P2RX4 recombinant protein (Accession Number: NM_002560). Purification method: Antigen affinity purified.

Formulation

PBS with 0.02% sodium azide and 50% glycerol pH 7.3.

Storage

Store at -20°C. DO NOT ALIQUOT

Clonality

Polyclonal

Ig Type

Rabbit IgG

Applications

ELISA, WB, IHC, IF, FC, IP

Dilutions

Recommended Dilution:

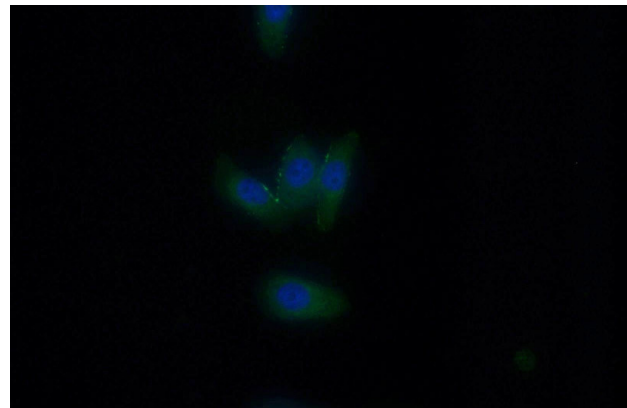
WB: 1:500-1:5000

IP: 1:200-1:2000

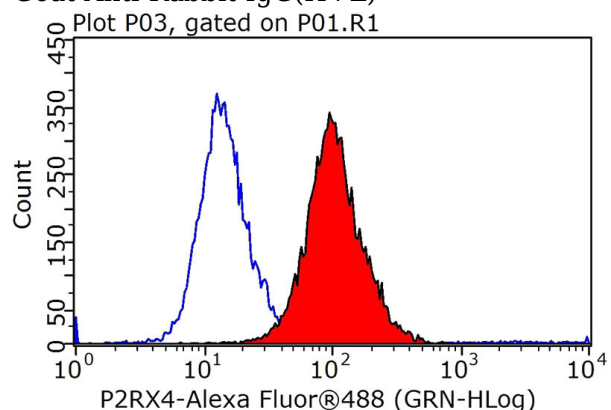
IHC: 1:20-1:200

IF: 1:20-1:200

Validations



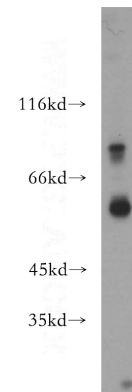
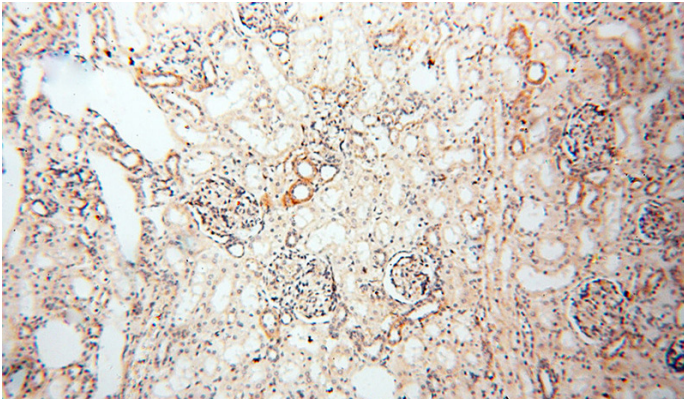
Immunofluorescent analysis of HeLa cells using Catalog No:113542(P2RX4 Antibody) at dilution of 1:50 and Alexa Fluor 488-conjugated AffiniPure Goat Anti-Rabbit IgG(H+L)



1X10⁶ HeLa cells were stained with 0.2ug P2RX4 antibody (Catalog No:113542, red) and control antibody (blue). Fixed with 90% MeOH blocked with 3% BSA (30 min). Alexa Fluor 488-conjugated AffiniPure Goat Anti-Rabbit IgG(H+L) with dilution 1:1000.

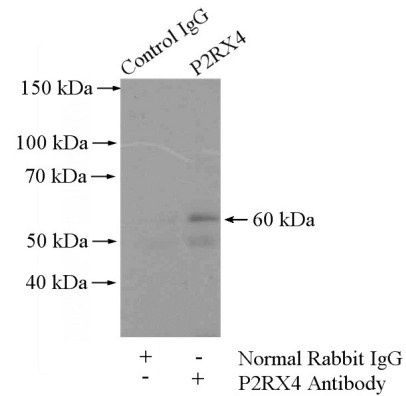
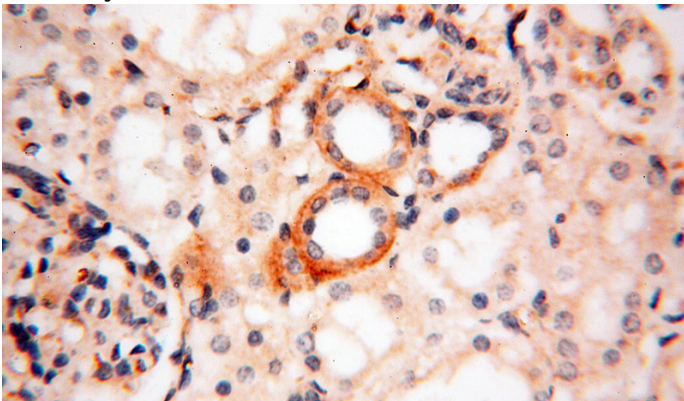
P2RX4 antibody

Catalog Number: 113542



Immunohistochemical of paraffin-embedded human kidney using Catalog No:113542(P2RX4 antibody) at dilution of 1:100 (under 10x lens)

HeLa cells were subjected to SDS PAGE followed by western blot with Catalog No:113542(P2RX4 antibody) at dilution of 1:300



Immunohistochemical of paraffin-embedded human kidney using Catalog No:113542(P2RX4 antibody) at dilution of 1:100 (under 40x lens)

IP Result of anti-P2RX4 (IP:Catalog No:113542, 4ug; Detection:Catalog No:113542 1:500) with mouse brain tissue lysate 4000ug.