

FBXL14 antibody

Catalog Number: 110542

Product name

FBXL14 antibody

IHC: 1:20-1:200

IF: 1:20-1:200


Specificity

Human, Mouse, Rat; other species not tested.

Validations

Antibody description

FBXL14 Rabbit Polyclonal antibody. Positive IF detected in HepG2 cells. Positive IHC detected in human liver tissue. Positive WB detected in HepG2 cells. Observed molecular weight by Western-blot: 46 kDa



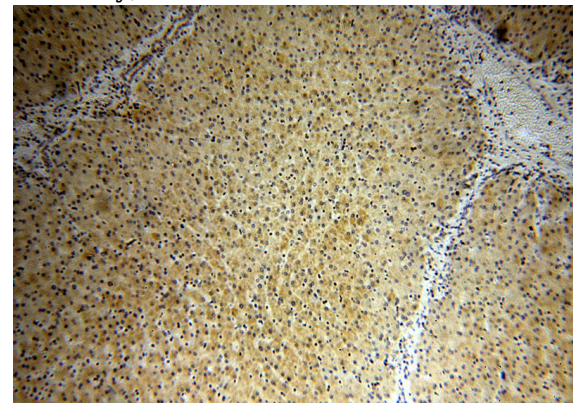
Preparation

This antibody was obtained by immunization of FBXL14 recombinant protein (Accession Number: NM_152441). Purification method: Antigen affinity purified.

HepG2 cells were subjected to SDS PAGE followed by western blot with Catalog No:110542(FBXL14 antibody) at dilution of 1:800

Formulation

PBS with 0.02% sodium azide and 50% glycerol pH 7.3.



Storage

Store at -20°C. DO NOT ALIQUOT

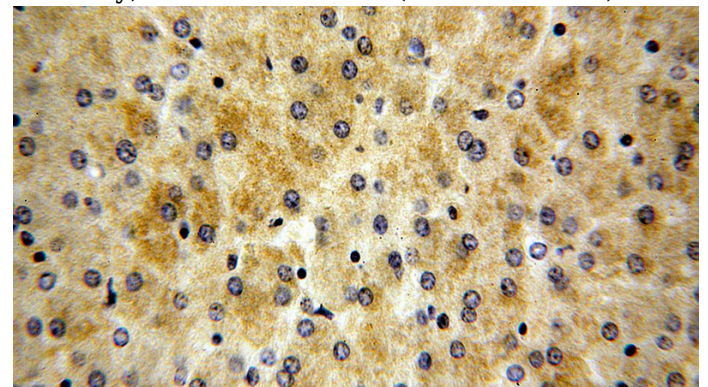
Clonality

Polyclonal

Immunohistochemical of paraffin-embedded human liver using Catalog No:110542(FBXL14 antibody) at dilution of 1:50 (under 10x lens)

Ig Type

Rabbit IgG



Applications

ELISA, WB, IHC, IF

Dilutions

Recommended Dilution:

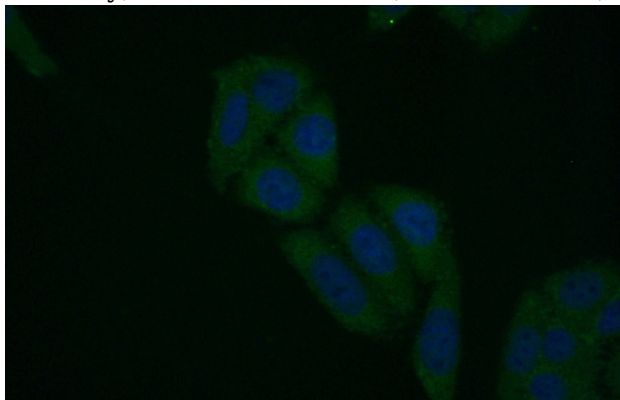
WB: 1:200-1:2000

Immunohistochemical of paraffin-embedded human liver using Catalog No:110542(FBXL14

FBXL14 antibody

Catalog Number: 110542

antibody) at dilution of 1:50 (under 40x lens)



Immunofluorescent analysis of (10% Formaldehyde) fixed HepG2 cells using Catalog No:110542(FBXL14 Antibody) at dilution of 1:50 and Alexa Fluor 488-conjugated AffiniPure Goat Anti-Rabbit IgG(H+L)