

# DYNLT1 antibody

Catalog Number: 110142

## Product name

DYNLT1 antibody

IP: 1:200-1:1000

IHC: 1:20-1:200

## Specificity

Human, Mouse, Rat; other species not tested.

## Antibody description

DYNLT1 Rabbit Polyclonal antibody. Positive IHC detected in human pancreas tissue. Positive WB detected in human brain tissue, human heart tissue, Sp2/0 cells. Positive IP detected in mouse skeletal muscle tissue. Observed molecular weight by Western-blot: 12 kDa

## Preparation

This antibody was obtained by immunization of DYNLT1 recombinant protein (Accession Number: NM\_006519). Purification method: Antigen affinity purified.

## Formulation

PBS with 0.1% sodium azide and 50% glycerol pH 7.3.

## Storage

Store at -20°C. DO NOT ALIQUOT

## Clonality

Polyclonal

## Ig Type

Rabbit IgG

## Applications


ELISA, WB, IHC, IP

## Dilutions

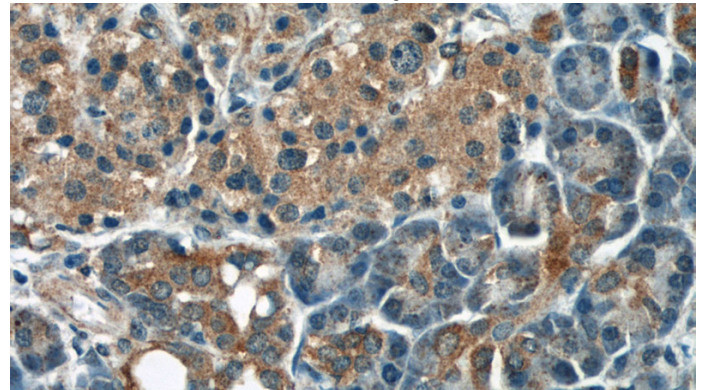
Recommended Dilution:

WB: 1:200-1:2000

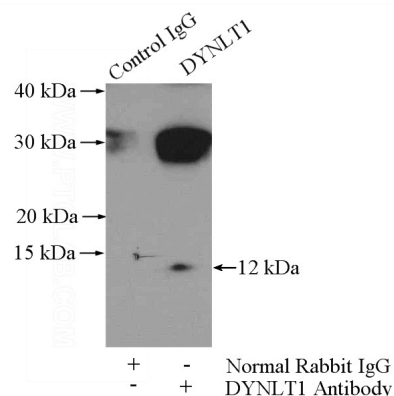
## Validations



human brain tissue were subjected to SDS PAGE followed by western blot with Catalog No:110142(DYNLT1 antibody) at dilution of 1:500



Immunohistochemical of paraffin-embedded human pancreas using Catalog No:110142(DYNLT1 antibody) at dilution of 1:50 (under 40x lens)



IP Result of anti-DYNLT1 (IP:Catalog No:110142,

# DYNLT1 antibody



Catalog Number: 110142

---

4ug; Detection:Catalog No:110142 1:300) with mouse skeletal muscle tissue lysate 3600ug.