

BEGAIN antibody

Catalog Number: 108442

Product name

BEGAIN antibody

Specificity

Human, Mouse, Rat; other species not tested.

Antibody description

BEGAIN Rabbit Polyclonal antibody. Positive WB detected in HeLa cells. Positive IHC detected in human pancreas cancer tissue. Observed molecular weight by Western-blot: 65-70kd

Preparation

This antibody was obtained by immunization of BEGAIN recombinant protein (Accession Number: NM_020836). Purification method: Antigen affinity purified.

Formulation

PBS with 0.02% sodium azide and 50% glycerol pH 7.3.

Storage

Store at -20°C. DO NOT ALIQUOT

Clonality

Polyclonal

Ig Type

Rabbit IgG

Applications

ELISA, WB, IHC


Dilutions

Recommended Dilution:

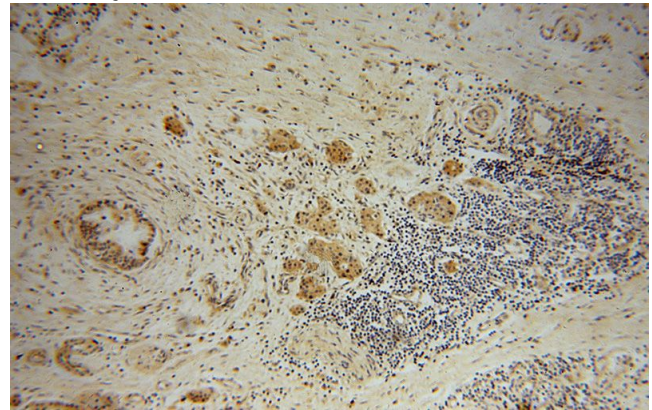
WB: 1:500-1:5000

IHC: 1:20-1:200

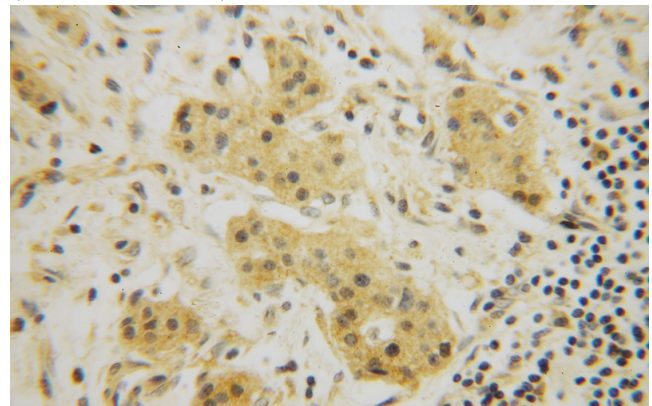
Validations



HeLa cells were subjected to SDS PAGE followed by western blot with Catalog No:117115(BEGAIN antibody) at dilution of 1:1000



Immunohistochemical of paraffin-embedded human pancreas cancer using Catalog No:117115(BEGAIN antibody) at dilution of 1:50 (under 10x lens)



Immunohistochemical of paraffin-embedded human pancreas cancer using Catalog No:117115(BEGAIN antibody) at dilution of 1:50 (under 40x lens)