

ACC1 antibody

Catalog Number: 107732

Product name

ACC1 antibody

Immunogen

[Human ACC Recombinant protein \(GST tag\)](#)

Specificity

Human, Mouse, Rat; other species not tested.

Antibody description

ACC1 Rabbit Polyclonal antibody. Positive IHC detected in human skeletal muscle tissue, human kidney tissue. Positive IF detected in HeLa cells. Positive WB detected in HeLa cells, HEK-293 cells, human brain tissue, PC-3 cells, rat brain tissue. Positive IP detected in HeLa cells. Observed molecular weight by Western-blot: 260-270 kDa

Preparation

This antibody was obtained by immunization of ACC1 recombinant protein (Accession Number: NM_198834). Purification method: Antigen affinity purified.

Formulation

PBS with 0.02% sodium azide and 50% glycerol pH 7.3.

Storage

Store at -20°C. DO NOT ALIQUOT

Clonality

Polyclonal

Ig Type

Rabbit IgG

Applications

ELISA, WB, IHC, IP, IF

Dilutions

Recommended Dilution:


WB: 1:200-1:2000

IP: 1:200-1:2000

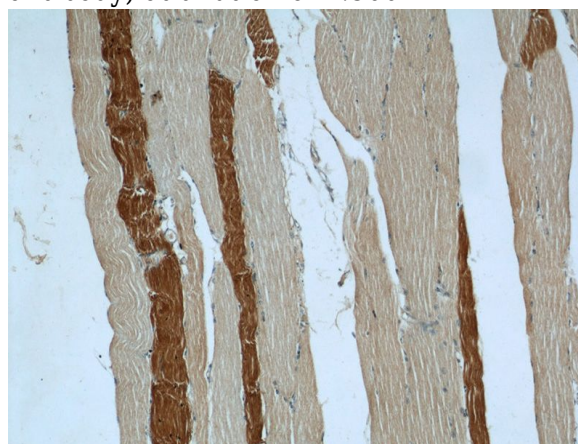
IHC: 1:20-1:200

IF: 1:20-1:200

Validations



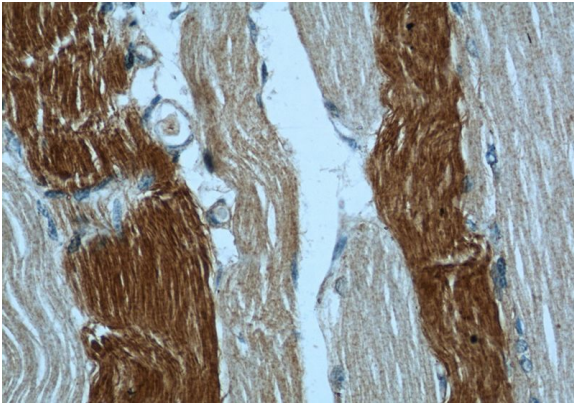
HeLa cells were subjected to SDS PAGE followed by western blot with Catalog No:107732(ACACA antibody) at dilution of 1:500



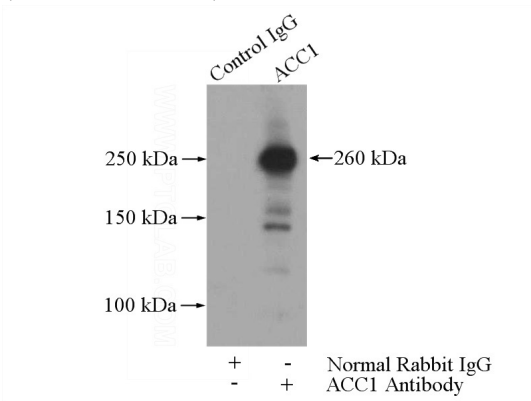
Immunohistochemical of paraffin-embedded human skeletal muscle using Catalog No:107732(ACACA antibody) at dilution of 1:50 (under 10x lens)

ACC1 antibody

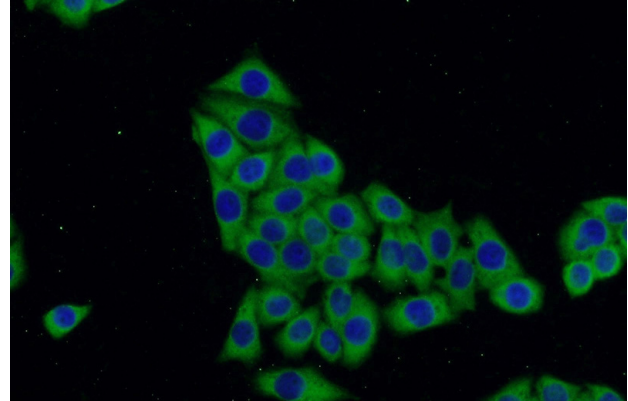
Catalog Number: 107732



Immunohistochemical of paraffin-embedded human skeletal muscle using Catalog No:107732(ACC1 antibody) at dilution of 1:50 (under 40x lens)



IP Result of anti-ACC (IP:Catalog No:107732, 5ug; Detection:Catalog No:107732 1:500) with HeLa cells lysate 2800ug.



Immunofluorescent analysis of HeLa cells using Catalog No:107732(ACC Antibody) at dilution of 1:50 and Alexa Fluor 488-conjugated AffiniPure Goat Anti-Rabbit IgG(H+L)