

# Transgelin 2 antibody



Catalog Number: 116332

## Product name

Transgelin 2 antibody

IHC: 1:20-1:200

IF: 1:20-1:200


## Specificity

Human; other species not tested.

## Validations

## Antibody description

Transgelin 2 Rabbit Polyclonal antibody. Positive WB detected in human heart tissue, HEK-293 cells. Positive IF detected in HepG2 cells. Positive IHC detected in human colon cancer tissue, human urothelial carcinoma tissue. Observed molecular weight by Western-blot: 22 kDa



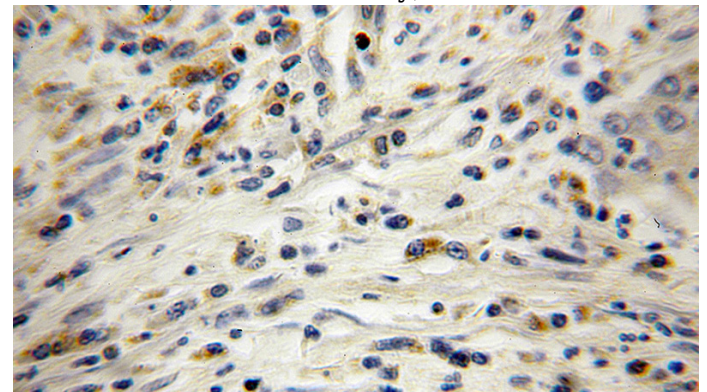
## Preparation

This antibody was obtained by immunization of Transgelin 2 recombinant protein (Accession Number: NM\_003564). Purification method: Antigen affinity purified.

human heart tissue were subjected to SDS PAGE followed by western blot with Catalog No:116332(TAGLN2 antibody) at dilution of 1:600

## Formulation

PBS with 0.1% sodium azide and 50% glycerol pH 7.3.



## Storage

Store at -20°C. DO NOT ALIQUOT

## Clonality

Polyclonal

Immunohistochemical of paraffin-embedded human colon cancer using Catalog No:116332(TAGLN2 antibody) at dilution of 1:100 (under 10x lens)

## Ig Type

Rabbit IgG

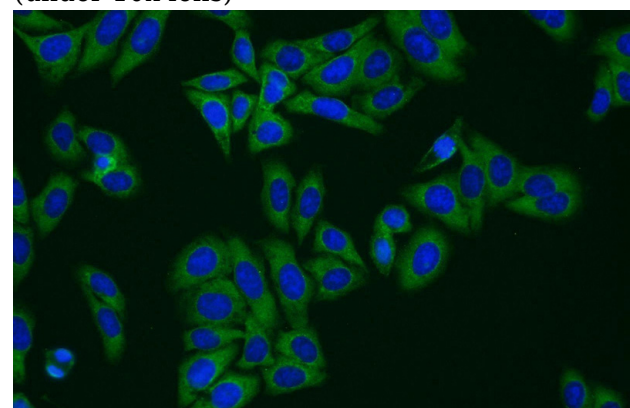
## Applications

ELISA, WB, IHC, IF

## Dilutions

Recommended Dilution:

WB: 1:200-1:2000



Immunofluorescent analysis of HepG2 cells using

# Transgelin 2 antibody



Catalog Number: 116332

---

Catalog No:116332(TAGLN2 Antibody) at dilution of 1:50 and Alexa Fluor 488-conjugated AffiniPure Goat Anti-Rabbit IgG(H+L)