

OGDHL antibody



Catalog Number: 113332

Product name

OGDHL antibody

IP: 1:200-1:2000

IHC: 1:20-1:200

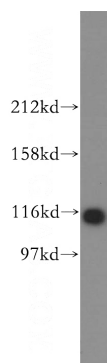
Specificity

Human, Mouse, Rat; other species not tested.

Validations

Antibody description

OGDHL Rabbit Polyclonal antibody. Positive IHC detected in human brain tissue. Positive WB detected in mouse kidney tissue, mouse brain tissue. Positive IP detected in mouse brain tissue. Observed molecular weight by Western-blot: 115 kDa



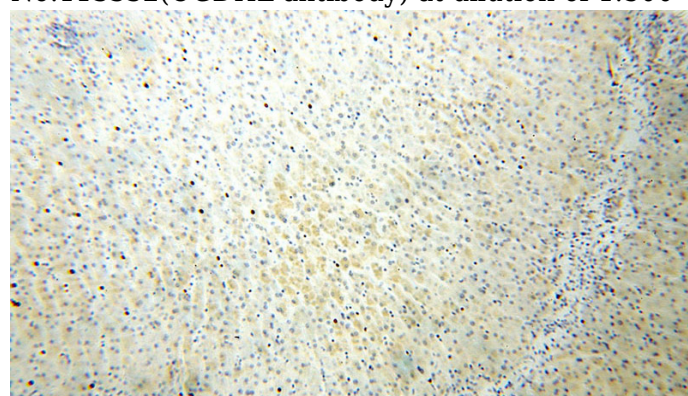
Preparation

This antibody was obtained by immunization of OGDHL recombinant protein (Accession Number: XM_011539946). Purification method: Antigen affinity purified.

mouse kidney tissue were subjected to SDS PAGE followed by western blot with Catalog No:113332(OGDHL antibody) at dilution of 1:500

Formulation

PBS with 0.02% sodium azide and 50% glycerol pH 7.3.



Storage

Store at -20°C. DO NOT ALIQUOT

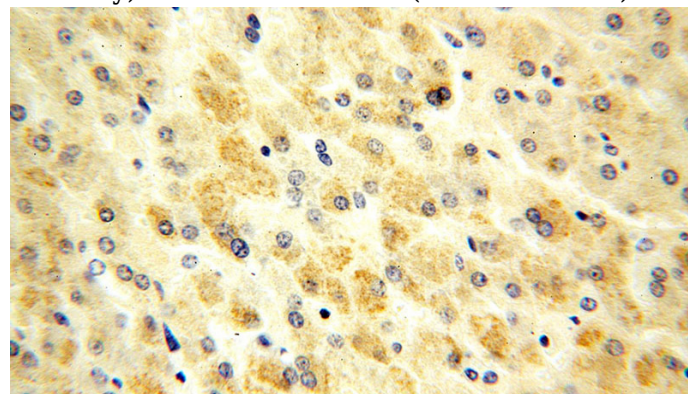
Clonality

Polyclonal

Immunohistochemical of paraffin-embedded human brain using Catalog No:113332(OGDHL antibody) at dilution of 1:100 (under 10x lens)

Ig Type

Rabbit IgG



Applications

ELISA, WB, IHC, IP

Dilutions

Recommended Dilution:

WB: 1:500-1:5000

Immunohistochemical of paraffin-embedded human brain using Catalog No:113332(OGDHL

OGDHL antibody

Catalog Number: 113332

antibody) at dilution of 1:100 (under 40x lens)

IP Result of anti-OGDHL (IP:Catalog No:113332, 4ug; Detection:Catalog No:113332 1:500) with mouse brain tissue lysate 4000ug.

