

PDLIM7 antibody



Catalog Number: 113632

Product name

PDLIM7 antibody

Specificity

human, mouse, rat; other species not tested.

Antibody description

PDLIM7 Rabbit Polyclonal antibody. Positive IHC detected in human liver. Positive WB detected in Jurkat cells. Observed molecular weight by Western-blot: 60-65kd

Preparation

This antibody was obtained by immunization of PDLIM7 recombinant protein (Accession Number: NM_213636). Purification method: Antigen affinity purified.

Formulation

PBS with 0.02% sodium azide and 50% glycerol pH 7.3.

Storage

Store at -20°C. DO NOT ALIQUOT

Clonality

Polyclonal

Ig Type

Rabbit IgG

Applications

ELISA, WB, IHC

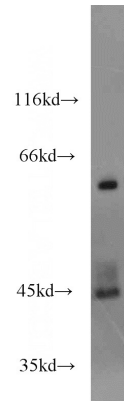
Dilutions

Recommended Dilution:

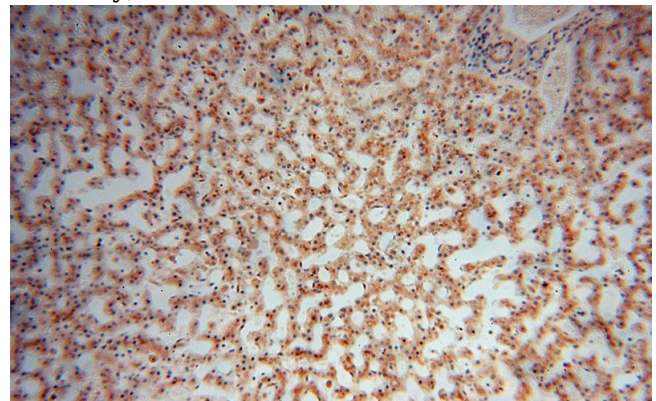
WB: 1:500-1:5000

IHC: 1:20-1:200

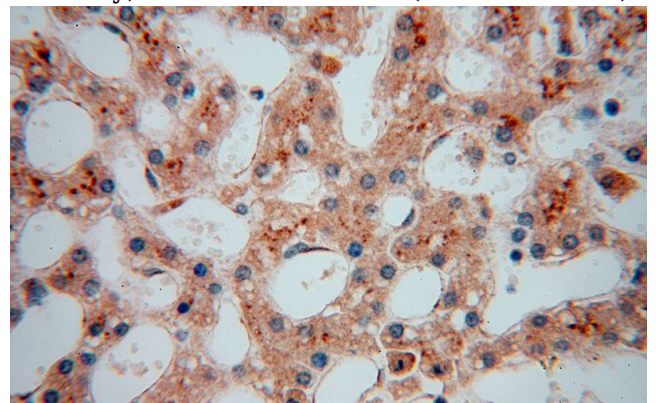
Validations



Jurkat cells were subjected to SDS PAGE followed by western blot with Catalog No:113632(PDLIM7 antibody) at dilution of 1:1500



Immunohistochemical of paraffin-embedded human liver using Catalog No:113632(PDLIM7 antibody) at dilution of 1:100 (under 10x lens)



Immunohistochemical of paraffin-embedded human liver using Catalog No:113632(PDLIM7 antibody) at dilution of 1:100 (under 40x lens)