

IRGQ antibody

Catalog Number: 111932

Product name

IRGQ antibody

Specificity

Human; other species not tested.

Antibody description

IRGQ Rabbit Polyclonal antibody. Positive IHC detected in human skeletal muscle tissue. Positive WB detected in A2780 cells, HEK-293 cells, MCF7 cells. Observed molecular weight by Western-blot: 63 kDa

Preparation

This antibody was obtained by immunization of IRGQ recombinant protein (Accession Number: XM_005258515). Purification method: Antigen affinity purified.

Formulation

PBS with 0.02% sodium azide and 50% glycerol pH 7.3.

Storage

Store at -20°C. DO NOT ALIQUOT

Clonality

Polyclonal

Ig Type

Rabbit IgG

Applications

ELISA, WB, IHC


Dilutions

Recommended Dilution:

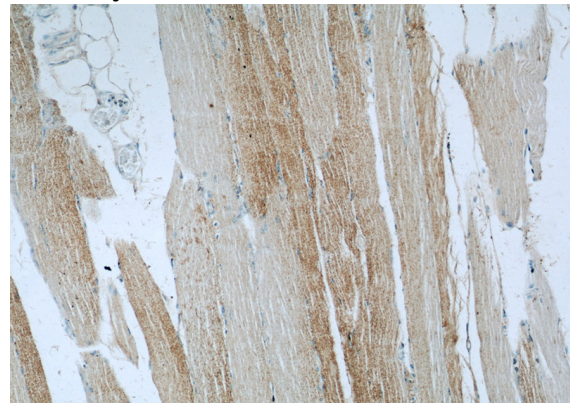
WB: 1:500-1:5000

IHC: 1:20-1:200

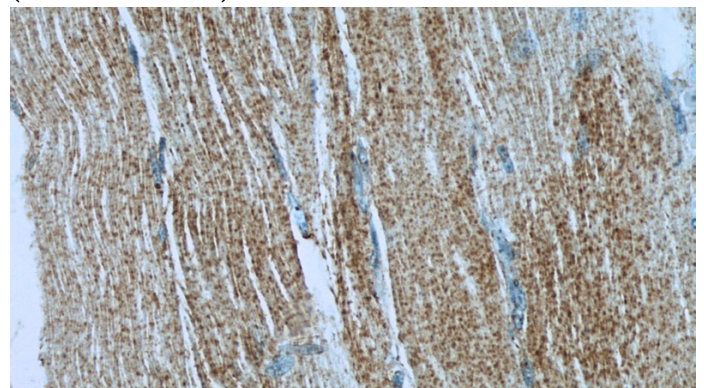
Validations



A2780 cells were subjected to SDS PAGE followed by western blot with Catalog No:111932(IRGQ antibody) at dilution of 1:1000



Immunohistochemistry of paraffin-embedded human skeletal muscle slide using Catalog No:111932(IRGQ Antibody) at dilution of 1:50 (under 10x lens)



Immunohistochemistry of paraffin-embedded human skeletal muscle slide using Catalog No:111932(IRGQ Antibody) at dilution of 1:50

IRGQ antibody



Catalog Number: 111932

(under 40x lens)