

B3GNT7 antibody

Catalog Number: 108532

Product name

B3GNT7 antibody

Specificity

Human, Mouse; other species not tested.

Antibody description

B3GNT7 Rabbit Polyclonal antibody. Positive WB detected in Jurkat cells, COLO 320 cells, mouse placenta tissue. Positive IHC detected in human colon cancer tissue, human placenta tissue. Observed molecular weight by Western-blot: 40-46 kDa

Preparation

This antibody was obtained by immunization of B3GNT7 recombinant protein (Accession Number: NM_145236). Purification method: Antigen affinity purified.

Formulation

PBS with 0.02% sodium azide and 50% glycerol pH 7.3.

Storage

Store at -20°C. DO NOT ALIQUOT

Clonality

Polyclonal

Ig Type

Rabbit IgG

Applications

ELISA, WB, IHC


Dilutions

Recommended Dilution:

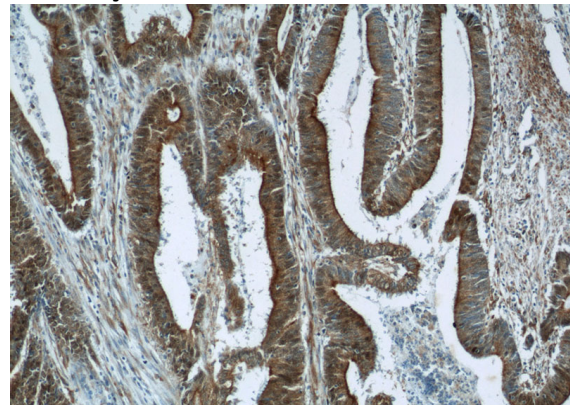
WB: 1:500-1:5000

IHC: 1:20-1:200

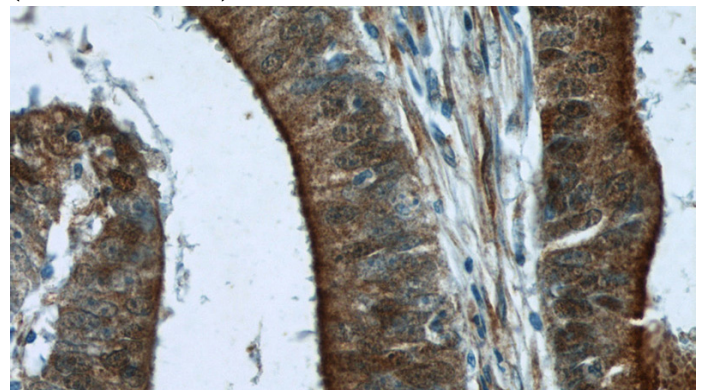
Validations



Jurkat cells were subjected to SDS PAGE followed by western blot with Catalog No:117093(B3GNT7 antibody) at dilution of 1:1000



Immunohistochemistry of paraffin-embedded human colon cancer tissue slide using Catalog No:117093(B3GNT7 Antibody) at dilution of 1:50 (under 10x lens)



Immunohistochemistry of paraffin-embedded human colon cancer tissue slide using Catalog No:117093(B3GNT7 Antibody) at dilution of 1:50

B3GNT7 antibody



Catalog Number: 108532

(under 40x lens)